


Race Analysis / Analyse de la course
 Men Junior Road Race

Rank	Race Number	Race Name	Nation Code	Split 1		Split 2		Split 3		Split 4		Finish
					Split 5		Split 6		Split 7			
1	16	HERZOG Emil	GER	22:37 (16)	+8	46:49 (8)	+39	1:11:10 (38)	+49	1:35:11 (9)	+32	3:11:07 +0
				1:59:14 (8)	+27	2:23:10 (4)	+10	2:47:27 (4)	+12			
2	43	MORGADO Antonio	POR	22:37 (26)	+8	46:49 (13)	+39	1:10:55 (7)	+34	1:35:11 (18)	+32	3:11:07 "
				1:59:14 (6)	+27	2:23:10 (16)	+10	2:47:15 (1)	+0			
3	15	van MECHELEN Vlad	BEL	22:37 (17)	+8	46:49 (14)	+39	1:11:10 (41)	+49	1:35:11 (17)	+32	3:12:02 +55
				1:59:34 (14)	+47	2:23:10 (11)	+10	2:47:27 (2)	+12			
4	9	MAGNIER Paul	FRA	22:37 (29)	+8	46:49 (24)	+39	1:11:10 (32)	+49	1:35:11 (22)	+32	3:12:02 "
				1:59:14 (9)	+27	2:23:10 (10)	+10	2:47:27 (8)	+12			
5	61	SHMIDT Artem	USA	22:29 (1)	+0	46:39 (7)	+29	1:10:21 (3)	+0	1:34:39 (1)	+0	3:12:02 "
				1:58:47 (3)	+0	2:23:10 (2)	+10	2:47:45 (11)	+30			
6	33	HUISING Menno	NED	22:37 (13)	+8	46:49 (35)	+39	1:11:10 (17)	+49	1:35:11 (10)	+32	3:12:02 "
				1:59:34 (13)	+47	2:23:10 (14)	+10	2:47:27 (7)	+12			
7	10	GRUEL Thibaud	FRA	22:37 (28)	+8	46:49 (38)	+39	1:11:10 (22)	+49	1:35:11 (11)	+32	3:12:02 "
				1:59:34 (17)	+47	2:23:10 (6)	+10	2:47:27 (6)	+12			
8	40	RAGILO Frank Aron	EST	22:37 (34)	+8	46:49 (22)	+39	1:11:10 (21)	+49	1:35:11 (19)	+32	3:12:02 "
				1:59:14 (10)	+27	2:23:10 (13)	+10	2:47:45 (9)	+30			
9	30	WALKER Zachary	GBR	22:37 (22)	+8	46:39 (6)	+29	1:10:21 (5)	+0	1:34:39 (4)	+0	3:12:02 "
				1:58:47 (2)	+0	2:23:10 (3)	+10	2:47:45 (10)	+30			
10	54	NOVAK Pavel	CZE	22:37 (5)	+8	46:10 (2)	+0	1:10:21 (6)	+0	1:34:39 (2)	+0	3:12:02 "
				1:58:47 (5)	+0	2:23:10 (8)	+10	2:47:45 (12)	+30			
11	62	MOORE Viggo	USA	22:37 (70)	+8	46:34 (4)	+24	1:10:21 (4)	+0	1:34:39 (3)	+0	3:12:02 "
				1:58:47 (1)	+0	2:23:10 (7)	+10	2:47:45 (13)	+30			

MAIN PARTNERS



OFFICIAL SUPPLIERS



OFFICIAL PARTNERS



INSTITUTIONAL PARTNERS / PUBLIC FUNDERS




Race Analysis / Analyse de la course
 Men Junior Road Race

Rank	Race Number	Race Name	Nation Code	Split 1		Split 2		Split 3		Split 4	Finish
				Split 5	Split 6	Split 7	Split 8	Split 9			
12	49	CHRISTEN Jan	SUI	22:37 (19)	46:49 (36)	1:11:10 (20)	1:35:08 (7)			3:12:02	
				+8	+39	+49	+29		"		
				1:59:34 (16)	2:23:10 (5)	2:47:27 (5)					
13	3	NORDHAGEN Jorgen	NOR	22:37 (8)	46:49 (42)	1:11:10 (45)	1:35:11 (13)			3:12:06	
				+8	+39	+49	+32		+59		
				1:59:14 (7)	2:23:10 (12)	2:47:27 (3)					
14	24	SCALCO Matteo	ITA	22:37 (7)	46:49 (34)	1:11:10 (23)	1:35:18 (36)			3:13:29	
				+8	+39	+49	+39		+2:22		
				1:59:34 (15)	2:23:26 (18)	2:48:02 (15)					
15	42	PAJUR Romet	EST	22:37 (14)	46:10 (1)	1:10:21 (2)	1:34:39 (6)			3:13:55	
				+8	+0	+0	+0		+2:48		
				1:58:47 (4)	2:23:10 (9)	2:48:02 (16)					
16	53	KADLEC Milan	CZE	22:37 (23)	46:49 (26)	1:11:10 (15)	1:35:11 (14)			3:13:55	
				+8	+39	+49	+32		"		
				1:59:14 (11)	2:23:26 (21)	2:48:02 (18)					
17	76	ECKERSTORFER Benjamin	AUT	22:37 (12)	46:34 (3)	1:10:21 (1)	1:34:39 (5)			3:13:55	
				+8	+24	+0	+0		"		
				1:59:14 (12)	2:23:00 (1)	2:48:02 (14)					
18	45	TAVARES Goncalo	POR	22:37 (46)	46:49 (19)	1:11:10 (27)	1:35:11 (15)			3:13:55	
				+8	+39	+49	+32		"		
				1:59:34 (18)	2:23:26 (20)	2:48:02 (17)					
19	65	CHAMBERLAIN Oscar	AUS	22:37 (21)	46:49 (23)	1:11:10 (50)	1:35:18 (33)			3:16:37	
				+8	+39	+49	+39		+5:30		
				1:59:34 (27)	2:23:26 (19)	2:48:25 (19)					
20	28	SMITHSON Jed	GBR	22:37 (30)	46:49 (18)	1:11:10 (26)	1:35:11 (20)			3:17:34	
				+8	+39	+49	+32		+6:27		
				1:59:34 (21)	2:23:26 (17)	2:49:32 (20)					
21	26	KOCKELMANN Mathieu	LUX	22:37 (15)	46:49 (9)	1:11:10 (8)	1:35:11 (8)			3:18:23	
				+8	+39	+49	+32		+7:16		
				1:59:49 (31)	2:26:03 (26)	2:52:09 (28)					
22	63	ROGERS Cameron	AUS	22:37 (24)	46:49 (16)	1:11:10 (49)	1:35:18 (34)			3:18:23	
				+8	+39	+49	+39		"		
				1:59:34 (23)	2:23:43 (22)	2:51:07 (22)					
				+47	+43	+3:52					

MAIN PARTNERS




OFFICIAL SUPPLIERS



OFFICIAL PARTNERS



INSTITUTIONAL PARTNERS / PUBLIC FUNDERS




Race Analysis / Analyse de la course
 Men Junior Road Race

Rank	Race Number	Race Name	Nation Code	Split 1	Split 2	Split 3	Split 4	Finish
				Split 5	Split 6	Split 7		
23	74	GREGORCIC Natan	SLO	22:37 (20)	46:49 (10)	1:11:10 (18)	1:35:11 (12)	3:18:23
				+8	+39	+49	+32	"
				1:59:49 (30)	2:26:03 (30)	2:52:09 (25)		
24	8	ISIDORE Noa	FRA	22:37 (32)	46:49 (27)	1:11:10 (33)	1:35:18 (26)	3:18:23
				+8	+39	+49	+39	"
				1:59:34 (19)	2:23:47 (23)	2:51:07 (24)		
25	52	BARTA Martin	CZE	22:37 (63)	46:49 (56)	1:11:10 (14)	1:35:18 (31)	3:18:23
				+8	+39	+49	+39	"
				1:59:49 (28)	2:26:03 (27)	2:52:09 (26)		
26	6	LOZOUET Leandre	FRA	22:37 (41)	46:49 (31)	1:11:10 (11)	1:35:18 (29)	3:18:23
				+8	+39	+49	+39	"
				1:59:34 (20)	2:23:47 (25)	2:52:09 (27)		
27	7	GRISEL Matys	FRA	22:37 (43)	46:49 (46)	1:11:10 (36)	1:35:11 (16)	3:18:30
				+8	+39	+49	+32	+7:23
				1:59:34 (24)	2:23:10 (15)	2:50:25 (21)		
28	84	GHEBREGERGISH Yoel	ERI	22:37 (31)	46:49 (12)	1:11:10 (42)	1:35:18 (25)	3:21:12
				+8	+39	+49	+39	+10:05
				1:59:34 (26)	2:23:47 (24)	2:51:07 (23)		
29	18	LEIDERT Louis	GER	22:37 (10)	46:49 (29)	1:11:19 (62)	1:35:18 (28)	3:22:25
				+8	+39	+58	+39	+11:18
				1:59:49 (29)	2:26:03 (28)	2:53:13 (29)		
30	58	GAUTHIER Jerome	CAN	22:33 (3)	46:49 (50)	1:11:10 (60)	1:35:55 (38)	3:22:57
				+4	+39	+49	+1:16	+11:50
				2:01:28 (52)	2:28:27 (47)	2:55:54 (45)		
31	98	GOJKOVIĆ Nicolas	CRO	22:37 (25)	46:49 (45)	1:11:10 (47)	1:35:55 (45)	3:22:57
				+8	+39	+49	+1:16	"
				2:01:28 (38)	2:28:27 (52)	2:55:54 (38)		
32	17	WUNSTEL Fabian	GER	22:37 (48)	46:49 (39)	1:11:10 (43)	1:35:55 (50)	3:22:57
				+8	+39	+49	+1:16	"
				2:01:28 (41)	2:28:27 (44)	2:55:54 (42)		
33	37	GRYGOWSKI Hubert	POL	22:37 (55)	47:11 (70)	1:11:42 (72)	1:36:44 (63)	3:22:57
				+8	+1:01	+1:21	+2:05	"
				2:03:05 (59)	2:29:59 (59)	2:56:37 (59)		
				+4:18	+6:59	+9:22		

MAIN PARTNERS




OFFICIAL SUPPLIERS



OFFICIAL PARTNERS



INSTITUTIONAL PARTNERS / PUBLIC FUNDERS



Race Analysis / Analyse de la course
 Men Junior Road Race

Rank	Race Number	Race Name	Nation Code	Split 1	Split 2	Split 3	Split 4	Finish
				Split 5	Split 6	Split 7		
34	27	MORANG Mil	LUX	22:29 (2)	46:49 (25)	1:11:10 (19)	1:35:55 (58)	3:22:57
				+0	+39	+49	+1:16	"
				2:01:28 (55)	2:28:27 (54)	2:55:54 (48)		
35	25	GUALDI Simone	ITA	22:37 (62)	46:49 (60)	1:11:10 (59)	1:35:55 (56)	3:22:57
				+8	+39	+49	+1:16	"
				2:01:28 (51)	2:28:27 (40)	2:55:54 (47)		
36	81	MARTI SORIANO Pau	ESP	22:37 (40)	46:49 (37)	1:11:10 (25)	1:35:18 (27)	3:22:57
				+8	+39	+49	+39	"
				2:00:18 (33)	2:28:24 (35)	2:55:54 (32)		
37	64	McKENZIE Hamish	AUS	22:37 (71)	46:39 (5)	1:11:10 (48)	1:35:55 (49)	3:22:57
				+8	+29	+49	+1:16	"
				2:01:28 (53)	2:28:27 (51)	2:55:54 (44)		
38	44	LIMA Daniel	POR	22:37 (42)	46:49 (20)	1:11:10 (46)	1:35:18 (35)	3:22:57
				+8	+39	+49	+39	"
				2:01:28 (47)	2:28:27 (50)	2:55:54 (36)		
39	73	TURK Aljaž	SLO	22:37 (18)	46:49 (48)	1:11:10 (31)	1:35:55 (44)	3:22:57
				+8	+39	+49	+1:16	"
				2:01:28 (39)	2:28:27 (41)	2:55:54 (35)		
40	87	NOVAK Samuel	SVK	22:37 (47)	46:49 (43)	1:11:10 (29)	1:35:18 (30)	3:22:57
				+8	+39	+49	+39	"
				2:00:18 (34)	2:28:24 (36)	2:55:54 (46)		
41	14	SENTJENS Sente	BEL	22:37 (54)	46:49 (64)	1:11:42 (63)	1:36:44 (65)	3:22:57
				+8	+39	+1:21	+2:05	"
				2:03:05 (57)	2:29:59 (61)	2:56:37 (57)		
42	5	UGLEHUS Mikal Grimstad	NOR	22:36 (4)	46:49 (58)	1:11:10 (61)	1:35:55 (51)	3:22:57
				+7	+39	+49	+1:16	"
				2:01:28 (36)	2:28:27 (55)	2:55:54 (53)		
43	50	TINNER Joel	SUI	22:37 (60)	46:49 (55)	1:11:10 (54)	1:35:55 (43)	3:22:57
				+8	+39	+49	+1:16	"
				2:01:28 (42)	2:28:27 (45)	2:55:54 (50)		
44	89	SKUTNABB Anton	FIN	22:37 (50)	46:49 (66)	1:11:10 (58)	1:35:55 (52)	3:22:57
				+8	+39	+49	+1:16	"
				2:01:28 (54)	2:28:27 (46)	2:55:54 (43)		
				+2:41	+5:27	+8:39		

MAIN PARTNERS




OFFICIAL SUPPLIERS



OFFICIAL PARTNERS



INSTITUTIONAL PARTNERS / PUBLIC FUNDERS




Race Analysis / Analyse de la course
 Men Junior Road Race

Rank	Race Number	Race Name	Nation Code	Split 1	Split 2	Split 3	Split 4	Finish
				Split 5	Split 6	Split 7		
45	31	van der MEULEN Max	NED	23:10 (87)	46:49 (21)	1:11:10 (55)	1:36:44 (62)	3:22:57
				+41	+39	+49	+2:05	"
				2:03:05 (56)	2:29:59 (56)	2:56:37 (55)		
46	82	AGUIRRE SUBIJANA Yago	ESP	23:00 (78)	47:11 (77)	1:11:42 (71)	1:36:44 (67)	3:22:57
				+31	+1:01	+1:21	+2:05	"
				2:03:05 (60)	2:29:59 (60)	2:56:37 (60)		
47	66	EAVES William	AUS	22:37 (27)	46:49 (28)	1:11:10 (28)	1:35:55 (59)	3:22:57
				+8	+39	+49	+1:16	"
				2:03:28 (61)	2:29:59 (58)	2:56:37 (56)		
48	13	PLACE Maxence	BEL	22:37 (57)	46:49 (49)	1:11:10 (44)	1:35:18 (32)	3:22:57
				+8	+39	+49	+39	"
				2:00:18 (32)	2:28:24 (34)	2:55:54 (51)		
49	78	EVANS Toby	NZL	22:37 (39)	47:11 (69)	1:11:42 (70)	1:35:55 (55)	3:22:57
				+8	+1:01	+1:21	+1:16	"
				2:01:28 (49)	2:28:27 (42)	2:55:54 (49)		
50	20	BRENNER Mauro	GER	22:37 (38)	46:49 (54)	1:11:10 (24)	1:35:55 (57)	3:22:57
				+8	+39	+49	+1:16	"
				2:01:28 (48)	2:28:27 (43)	2:55:54 (39)		
51	59	LEONARD Michael	CAN	22:37 (52)	46:49 (11)	1:11:10 (34)	1:35:11 (21)	3:22:57
				+8	+39	+49	+32	"
				1:59:34 (22)	2:26:06 (31)	2:53:51 (30)		
52	72	HARASIM Mihnea-Alexandru	ROU	22:37 (33)	46:49 (15)	1:11:10 (9)	1:35:55 (39)	3:22:57
				+8	+39	+49	+1:16	"
				2:01:28 (46)	2:28:24 (32)	2:55:54 (41)		
53	57	HAMEL Felix	CAN	22:37 (6)	46:49 (57)	1:11:10 (39)	1:35:55 (40)	3:22:57
				+8	+39	+49	+1:16	"
				2:01:28 (45)	2:28:27 (38)	2:55:54 (37)		
54	35	TIJSSSEN Viego	NED	22:37 (56)	46:49 (41)	1:11:10 (13)	1:35:55 (48)	3:22:57
				+8	+39	+49	+1:16	"
				2:01:28 (50)	2:28:27 (48)	2:55:54 (52)		
55	106	PESCADOR CASTRO Diego	COL	22:37 (64)	46:49 (47)	1:11:10 (16)	1:35:18 (23)	3:22:57
				+8	+39	+49	+39	"
				2:00:18 (35)	2:28:24 (33)	2:55:54 (34)		
				+1:31	+5:24	+8:39		

MAIN PARTNERS



OFFICIAL SUPPLIERS



OFFICIAL PARTNERS



INSTITUTIONAL PARTNERS / PUBLIC FUNDERS



Race Analysis / Analyse de la course
 Men Junior Road Race

Rank	Race Number	Race Name	Nation Code	Split 1	Split 2	Split 3	Split 4	Finish
				Split 5	Split 6	Split 7		
56	60	GUSTIN Alexander	USA	22:37 (45) +8	46:49 (44) +39	1:11:10 (12) +49	1:35:55 (42) +1:16	3:23:02 +11:55
				2:01:28 (37) +2:41	2:28:27 (37) +5:27	2:55:54 (40) +8:39		
57	70	FUJIMURA Kazuma	JPN	22:37 (65) +8	46:49 (63) +39	1:11:10 (53) +49	1:35:55 (53) +1:16	3:23:02 "
				2:01:28 (44) +2:41	2:28:27 (53) +5:27	2:55:54 (54) +8:39		
58	47	NUNES Tiago	POR	22:37 (68) +8	46:49 (59) +39	1:11:10 (52) +49	1:35:55 (41) +1:16	3:24:38 +13:31
				2:03:05 (58) +4:18	2:29:59 (57) +6:59	2:56:37 (58) +9:22		
59	97	KLEINSMIT Jose	RSA	23:00 (76) +31	47:11 (74) +1:01	1:11:42 (67) +1:21	1:35:55 (54) +1:16	3:24:43 +13:36
				2:01:28 (43) +2:41	2:28:27 (49) +5:27	2:55:54 (33) +8:39		
60	85	ABRAHAM Yonas	ERI	22:37 (53) +8	46:49 (40) +39	1:11:10 (40) +49	1:35:55 (46) +1:16	3:24:46 +13:39
				2:01:28 (40) +2:41	2:28:27 (39) +5:27	2:55:54 (31) +8:39		
	56	PARRISH Campbell	CAN	22:37 (44) +8	47:11 (72) +1:01	1:11:42 (64) +1:21	1:36:44 (69) +2:05	DNF
				2:03:28 (63) +4:41	2:31:36 (62) +8:36	3:02:33 (61) +15:18		
	83	AREFAYNE Aklilu	ERI	22:37 (51) +8	46:49 (30) +39	1:11:10 (37) +49	1:35:18 (24) +39	DNF
				1:59:34 (25) +47	2:26:03 (29) +3:03	3:02:37 (62) +15:22		
	108	MIRZAKHANOV Kamran	AZE	22:37 (37) +8	47:10 (67) +1:00	1:11:42 (66) +1:21	1:36:44 (61) +2:05	DNF
				2:03:28 (64) +4:41	2:32:16 (63) +9:16			
	104	USHAKOV Matvey	UKR	22:37 (67) +8	46:49 (65) +39	1:11:42 (65) +1:21	1:36:44 (64) +2:05	DNF
				2:03:28 (62) +4:41	2:33:12 (64) +10:12			
	93	STOLIĆ Mihajlo	SRB	22:37 (9) +8	47:10 (68) +1:00	1:11:42 (68) +1:21	1:36:44 (66) +2:05	DNF
				2:04:36 (65) +5:49	2:35:54 (65) +12:54			
	4	HAUGLAND Kasper	NOR	22:37 (61) +8	46:49 (61) +39	1:11:10 (35) +49	1:36:44 (68) +2:05	DNF
				2:05:12 (67) +6:25	2:35:54 (66) +12:54			

MAIN PARTNERS




OFFICIAL SUPPLIERS



OFFICIAL PARTNERS



INSTITUTIONAL PARTNERS / PUBLIC FUNDERS



Race Analysis / Analyse de la course
 Men Junior Road Race

Rank	Race Number	Race Name	Nation Code	Split 1	Split 2	Split 3	Split 4	Finish
				Split 5	Split 6	Split 7		
19	GROSS	Matteo	GER	22:37 (66) +8	46:49 (33) +39	1:11:10 (56) +49	1:36:44 (70) +2:05	DNF
				2:05:12 (68) +6:25	2:35:54 (67) +12:54			
2	KULSET	Johannes	NOR	23:04 (80) +35	46:49 (53) +39	1:11:10 (30) +49	1:36:09 (60) +1:30	DNF
				2:05:12 (69) +6:25	2:35:54 (68) +12:54			
88	SIVOK	Tomaš	SVK	22:56 (72) +27	47:11 (73) +1:01	1:12:05 (74) +1:44	1:39:02 (72) +4:23	DNF
				2:08:03 (70) +9:16	2:36:57 (69) +13:57			
69	TARASKIN	Maxim	KAZ	23:04 (86) +35	47:41 (83) +1:31	1:14:01 (82) +3:40	1:42:22 (76) +7:43	DNF
				2:10:01 (71) +11:14	2:38:46 (70) +15:46			
38	ZELAZOWSKI	Michal	POL	22:37 (58) +8	46:49 (32) +39	1:11:10 (57) +49	1:35:55 (47) +1:16	DNF
				2:04:47 (66) +6:00				
95	MONGKONWONG	Natawat	THA	23:00 (79) +31	47:11 (78) +1:01	1:11:42 (69) +1:21	1:39:02 (73) +4:23	DNF
				2:12:31 (72) +13:44				
21	BELLETTA	Dario Igor	ITA	22:37 (69) +8	46:49 (51) +39	1:11:10 (51) +49	1:35:18 (37) +39	DNF
29	TARLING	Joshua	GBR	23:22 (93) +53	46:49 (17) +39	1:11:10 (10) +49	1:36:57 (71) +2:18	DNF
90	NIEMI	Tomas-Casimir	FIN	22:37 (49) +8	47:11 (75) +1:01	1:11:45 (73) +1:24	1:41:06 (74) +6:27	DNF
75	ERŽEN	Žak	SLO	22:37 (11) +8	47:11 (79) +1:01	1:12:48 (76) +2:27	1:41:56 (75) +7:17	DNF
103	SANBOULI	Mohamed Najib	MAR	23:04 (85) +35	47:41 (82) +1:31	1:14:01 (81) +3:40	1:43:11 (77) +8:32	DNF

MAIN PARTNERS



OFFICIAL SUPPLIERS



OFFICIAL PARTNERS



INSTITUTIONAL PARTNERS / PUBLIC FUNDERS



Race Analysis / Analyse de la course
 Men Junior Road Race

Rank	Race Number	Race Name	Nation Code	Split 1	Split 2	Split 3	Split 4	Finish
				Split 5	Split 6	Split 7		
	92	HIDAYATULLAH Syarif	INA	23:12 (91) +43	48:26 (87) +2:16	1:15:28 (84) +5:07	1:43:14 (78) +8:35	DNF
	71	KAMADA Koki	JPN	24:19 (96) +1:50	48:26 (84) +2:16	1:15:28 (85) +5:07	1:43:14 (79) +8:35	DNF
	94	INTHONG Kamonthacha	THA	23:12 (92) +43	48:26 (88) +2:16	1:15:35 (88) +5:14	1:43:23 (80) +8:44	DNF
	41	TAMM Lauri	EST	23:04 (84) +35	48:26 (85) +2:16	1:15:35 (89) +5:14	1:44:00 (81) +9:21	DNF
	32	VLOT Mees	NED	23:12 (89) +43	48:26 (89) +2:16	1:15:35 (86) +5:14	1:44:00 (82) +9:21	DNF
	39	AUS Aaron	EST	23:04 (81) +35	48:26 (86) +2:16	1:15:35 (87) +5:14	1:44:00 (83) +9:21	DNF
	105	SIMON Semen	UKR	23:00 (75) +31	47:30 (80) +1:20	1:13:20 (78) +2:59	1:44:00 (84) +9:21	DNF
	55	TELECKY Štěpan	CZE	22:37 (59) +8	47:11 (71) +1:01	1:12:48 (77) +2:27	1:44:11 (85) +9:32	DNF
	67	VAGANOV Alexey	KAZ	24:19 (99) +1:50	51:49 (97) +5:39	1:19:54 (93) +9:33	1:47:12 (86) +12:33	DNF
	80	LOSPITAO GONZALEZ Pablo	ESP	23:04 (82) +35	49:29 (92) +3:19	1:18:53 (90) +8:32	1:47:12 (87) +12:33	DNF
	23	ZORDAN Giovanni	ITA	22:56 (74) +27	49:29 (91) +3:19	1:18:53 (92) +8:32	1:47:12 (88) +12:33	DNF

MAIN PARTNERS




OFFICIAL SUPPLIERS



OFFICIAL PARTNERS



INSTITUTIONAL PARTNERS / PUBLIC FUNDERS



Race Analysis / Analyse de la course
 Men Junior Road Race

Rank	Race Name Number	Nation Code	Split 1	Split 2	Split 3	Split 4	Finish
			Split 5	Split 6	Split 7		
107	COLORADO OSORIO William	COL	22:37 (36) +8	46:49 (52) +39	1:12:31 (75) +2:10	1:47:19 (89) +12:40	DNF
96	HOFMEYR Francois	RSA	24:19 (98) +1:50	51:49 (96) +5:39	1:19:54 (94) +9:33	1:47:21 (90) +12:42	DNF
1	STIANSEN Jesper	NOR	23:10 (88) +41	49:29 (90) +3:19	1:18:53 (91) +8:32	1:48:55 (91) +14:16	DNF
12	VERBRUGGHE Jens	BEL	22:56 (73) +27	50:46 (94) +4:36	1:20:16 (96) +9:55	1:49:21 (92) +14:42	DNF
101	CHAN Felipe	PAN	23:24 (94) +55	50:44 (93) +4:34	1:20:16 (97) +9:55	1:49:21 (93) +14:42	DNF
86	JURIK Martin	SVK	23:12 (90) +43	50:46 (95) +4:36	1:20:16 (95) +9:55	1:49:21 (94) +14:42	DNF
51	REY Tim	SUI	22:37 (35) +8	46:49 (62) +39	1:13:50 (79) +3:29		DNF
46	BICHO Jose	POR	23:00 (77) +31	47:11 (76) +1:01	1:13:56 (80) +3:35		DNF
34	LUGTHART Sjors	NED	23:04 (83) +35	47:41 (81) +1:31	1:15:28 (83) +5:07		DNF
100	ADOMAITIS Rokas	LTU	23:55 (95) +1:26	52:46 (98) +6:36	1:22:00 (98) +11:39		DNF
99	GERDAUSKAS Aironas	LTU	24:48 (102) +2:19	52:46 (99) +6:36	1:22:00 (99) +11:39		DNF

MAIN PARTNERS



OFFICIAL SUPPLIERS



OFFICIAL PARTNERS



INSTITUTIONAL PARTNERS / PUBLIC FUNDERS




Race Analysis / Analyse de la course
 Men Junior Road Race

Rank	Race Number	Race Name	Nation Code	Split 1	Split 2	Split 3	Split 4	Finish
				Split 5	Split 6	Split 7		
	68	KARABUTOV Ilya	KAZ	24:28 (100) +1:59	54:15 (100) +8:05	1:25:13 (100) +14:52		DNF
	91	SYELHAN Muhammad	INA	26:05 (105) +3:36	56:41 (101) +10:31			DNF
	102	EL KURYMY Achraf	MAR	24:19 (97) +1:50				DNF
	36	RATAJCZAK Dominik Jędrzej	POL	24:28 (101) +1:59				DNF
	48	BARHOUMI Ilian Alexandre	SUI	25:07 (103) +2:38				DNF
	22	SAVINO Federico	ITA	25:14 (104) +2:45				DNF
	11	MARIVOET SCHOLIERS Duarte	BEL					DNF
	77	BOWER Lewis	NZL					DNS
	79	STEPHENSON Tom	NZL					DNS

Note:

Intermediate (lap) times are information recorded from transponders. Final time used for ranking at the end of the race is determined with photo-finish for ALL riders.

Legend:
DNF Did Not Finish

DNS Did Not Start

MAIN PARTNERS



OFFICIAL SUPPLIERS



OFFICIAL PARTNERS



INSTITUTIONAL PARTNERS / PUBLIC FUNDERS

