


**Race Analysis / Analyse de la course**  
 Men Elite Road Race

Rank	Race Number	Race Name	Nation Code	Split 1	Split 2	Split 3	Split 4	Finish	
				Split 5	Split 6	Split 7	Split 8		
				Split 9	Split 10	Split 11	Split 12		
1	15	EVENEPOEL Remco	BEL	38:14 (54)	1:54:19 (102)	2:22:43 (108)	2:47:40 (54)	<b>6:16:08</b> +0	
				+3:50	+3:12	+7:30	+7:21		
				3:11:48 (43)	3:36:03 (142)	4:00:16 (74)	4:23:51 (79)		
				+6:30	+5:32	+4:33	+2:56		
2	4	LAPORTE Christophe	FRA	38:14 (59)	1:54:19 (74)	2:22:43 (130)	2:47:40 (106)	<b>6:18:29</b> +2:21	
				+3:50	+3:12	+7:30	+7:21		
				3:11:48 (143)	3:36:03 (118)	4:00:16 (131)	4:23:51 (33)		
				+6:30	+5:32	+4:33	+2:56		
3	68	MATTHEWS Michael	AUS	38:14 (58)	1:54:19 (77)	2:22:43 (113)	2:47:40 (58)	<b>6:18:29</b> "	
				+3:50	+3:12	+7:30	+7:21		
				3:11:48 (72)	3:36:15 (146)	4:00:16 (113)	4:23:51 (74)		
				+6:30	+5:44	+4:33	+2:56		
4	17	van AERT Wout	BEL	38:14 (149)	1:53:51 (19)	2:22:43 (129)	2:47:57 (152)	<b>6:18:29</b> "	
				+3:50	+2:44	+7:30	+7:38		
				3:11:48 (39)	3:36:03 (39)	4:00:16 (130)	4:23:51 (57)		
				+6:30	+5:32	+4:33	+2:56		
5	76	TRENTIN Matteo	ITA	38:25 (169)	1:54:19 (103)	2:22:43 (117)	2:47:40 (141)	<b>6:18:29</b> "	
				+4:01	+3:12	+7:30	+7:21		
				3:12:09 (155)	3:36:03 (65)	4:00:16 (45)	4:23:51 (42)		
				+6:51	+5:32	+4:33	+2:56		
6	85	KRISTOFF Alexander	NOR	38:14 (84)	1:54:19 (88)	2:22:43 (43)	2:47:57 (154)	<b>6:18:29</b> "	
				+3:50	+3:12	+7:30	+7:38		
				3:11:48 (65)	3:36:03 (95)	4:00:16 (100)	4:23:51 (93)		
				+6:30	+5:32	+4:33	+2:56		
7	144	SAGAN Peter	SVK	38:14 (87)	1:54:19 (78)	2:22:43 (75)	2:47:40 (46)	<b>6:18:29</b> "	
				+3:50	+3:12	+7:30	+7:21		
				3:11:48 (140)	3:36:03 (40)	4:00:16 (42)	4:23:51 (50)		
				+6:30	+5:32	+4:33	+2:56		
				4:46:43 (49)	5:10:32 (63)	5:33:44 (35)	5:55:50 (44)		
				+1:50	+2:07	+2:11	+2:35		

## MAIN PARTNERS




## OFFICIAL SUPPLIERS



## OFFICIAL PARTNERS



## INSTITUTIONAL PARTNERS / PUBLIC FUNDERS




**Race Analysis / Analyse de la course**  
 Men Elite Road Race

Rank	Race Number	Race Name	Nation Code	Split 1	Split 2	Split 3	Split 4	Finish	
				Split 5	Split 6	Split 7	Split 8		
				Split 9	Split 10	Split 11	Split 12		
8	71	BETTIOL Alberto	ITA	38:14 (88)	1:54:19 (84)	2:22:43 (34)	2:47:40 (43)	<b>6:18:29</b>	
				+3:50	+3:12	+7:30	+7:21		"
				3:11:48 (46)	3:36:03 (56)	4:00:16 (92)	4:23:51 (51)		
				+6:30	+5:32	+4:33	+2:56		
9	53	HAYTER Ethan	GBR	38:14 (143)	1:54:19 (56)	2:22:43 (63)	2:47:40 (33)	<b>6:18:29</b>	
				+3:50	+3:12	+7:30	+7:21		"
				3:11:48 (35)	3:36:03 (43)	4:00:16 (119)	4:23:51 (28)		
				+6:30	+5:32	+4:33	+2:56		
10	45	JENSEN Mattias	DEN	38:14 (147)	1:54:19 (115)	2:22:43 (90)	2:47:40 (138)	<b>6:18:29</b>	
				+3:50	+3:12	+7:30	+7:21		"
				3:11:48 (66)	3:36:03 (90)	4:00:16 (46)	4:23:51 (64)		
				+6:30	+5:32	+4:33	+2:56		
11	21	GARCIA CORTINA Ivan	ESP	38:14 (85)	1:54:19 (135)	2:22:43 (85)	2:47:40 (108)	<b>6:18:29</b>	
				+3:50	+3:12	+7:30	+7:21		"
				3:11:48 (119)	3:36:03 (132)	4:00:16 (123)	4:23:51 (92)		
				+6:30	+5:32	+4:33	+2:56		
12	39	TRATNIK Jan	SLO	38:14 (31)	1:54:19 (91)	2:22:43 (73)	2:47:40 (68)	<b>6:18:29</b>	
				+3:50	+3:12	+7:30	+7:21		"
				3:11:48 (114)	3:36:03 (116)	4:00:16 (134)	4:23:51 (104)		
				+6:30	+5:32	+4:33	+2:56		
13	75	ROTA Lorenzo	ITA	38:14 (114)	1:53:51 (22)	2:22:43 (122)	2:47:40 (91)	<b>6:18:29</b>	
				+3:50	+2:44	+7:30	+7:21		"
				3:11:48 (54)	3:36:03 (77)	4:00:16 (54)	4:23:51 (47)		
				+6:30	+5:32	+4:33	+2:56		
14	50	TULETT Ben	GBR	38:14 (93)	1:53:51 (23)	2:22:43 (69)	2:47:40 (38)	<b>6:18:29</b>	
				+3:50	+2:44	+7:30	+7:21		"
				3:11:48 (92)	3:36:03 (61)	4:00:16 (32)	4:23:51 (34)		
				+6:30	+5:32	+4:33	+2:56		
				4:46:02 (19)	5:08:25 (10)	5:31:38 (11)	5:54:46 (11)		
				+1:09	+0	+5	+1:31		

## MAIN PARTNERS




## OFFICIAL SUPPLIERS



## OFFICIAL PARTNERS



## INSTITUTIONAL PARTNERS / PUBLIC FUNDERS



**Race Analysis / Analyse de la course**  
 Men Elite Road Race

Rank	Race Number	Race Name	Nation Code	Split 1	Split 2	Split 3	Split 4	Finish	
				Split 5	Split 6	Split 7	Split 8		
				Split 9	Split 10	Split 11	Split 12		
15	48	HONORE Mikkel	DEN	38:14 (37)	1:54:19 (117)	2:22:43 (88)	2:47:40 (76)	<b>6:18:29</b>	
				+3:50	+3:12	+7:30	+7:21		"
				3:12:05 (148)	3:36:03 (45)	4:00:16 (125)	4:23:51 (55)		"
				+6:47	+5:32	+4:33	+2:56		"
16	88	TILLER Rasmus	NOR	38:14 (116)	1:54:19 (87)	2:22:43 (55)	2:47:40 (104)	<b>6:18:29</b>	
				+3:50	+3:12	+7:30	+7:21		"
				3:11:48 (67)	3:36:03 (99)	4:00:16 (98)	4:23:51 (97)		"
				+6:30	+5:32	+4:33	+2:56		"
17	80	SCHMID Mauro	SUI	38:14 (163)	1:54:19 (109)	2:22:43 (141)	2:47:40 (88)	<b>6:18:29</b>	
				+3:50	+3:12	+7:30	+7:21		"
				3:11:48 (124)	3:36:03 (108)	4:00:16 (41)	4:23:51 (62)		"
				+6:30	+5:32	+4:33	+2:56		"
18	106	POWLESS Neilson	USA	38:14 (94)	1:54:19 (149)	2:22:43 (33)	2:47:40 (120)	<b>6:18:29</b>	
				+3:50	+3:12	+7:30	+7:21		"
				3:11:48 (144)	3:36:03 (102)	4:00:16 (104)	4:23:51 (107)		"
				+6:30	+5:32	+4:33	+2:56		"
19	40	POGAČAR Tadej	SLO	38:14 (126)	1:53:51 (26)	2:22:43 (79)	2:47:40 (64)	<b>6:18:29</b>	
				+3:50	+2:44	+7:30	+7:21		"
				3:11:48 (78)	3:36:03 (117)	4:00:16 (89)	4:23:51 (108)		"
				+6:30	+5:32	+4:33	+2:56		"
20	84	KUNG Stefan	SUI	38:14 (124)	1:53:51 (29)	2:22:43 (120)	2:47:40 (95)	<b>6:18:29</b>	
				+3:50	+2:44	+7:30	+7:21		"
				3:11:48 (56)	3:36:03 (72)	4:00:16 (118)	4:23:51 (60)		"
				+6:30	+5:32	+4:33	+2:56		"
21	135	GENIETS Kevin	LUX	38:14 (117)	1:53:51 (39)	2:22:43 (100)	2:47:40 (77)	<b>6:18:29</b>	
				+3:50	+2:44	+7:30	+7:21		"
				3:11:48 (60)	3:36:03 (74)	4:00:16 (82)	4:23:51 (69)		"
				+6:30	+5:32	+4:33	+2:56		"
				4:46:02 (26)	5:08:25 (5)	5:31:38 (8)	5:54:46 (10)		
				+1:09	+0	+5	+1:31		

## MAIN PARTNERS




## OFFICIAL SUPPLIERS



## OFFICIAL PARTNERS



## INSTITUTIONAL PARTNERS / PUBLIC FUNDERS



**Race Analysis / Analyse de la course**  
 Men Elite Road Race

Rank	Race Number	Race Name	Nation Code	Split 1	Split 2	Split 3	Split 4	Finish	
				Split 5	Split 6	Split 7	Split 8		
				Split 9	Split 10	Split 11	Split 12		
22	8	BARDET Romain	FRA	38:14 (36)	1:53:51 (38)	2:22:43 (97)	2:47:40 (87)	<b>6:18:29</b>	
				+3:50	+2:44	+7:30	+7:21		"
				3:11:48 (94)	3:36:03 (35)	4:00:16 (77)	4:23:51 (36)		
				+6:30	+5:32	+4:33	+2:56		
23	137	VALTER Attila	HUN	38:14 (60)	1:54:19 (145)	2:22:43 (135)	2:47:40 (137)	<b>6:18:29</b>	
				+3:50	+3:12	+7:30	+7:21		"
				3:11:48 (132)	3:36:15 (153)	4:00:16 (108)	4:23:51 (110)		
				+6:30	+5:44	+4:33	+2:56		
24	129	LUTSENKO Alexey	KAZ	38:14 (73)	1:54:19 (94)	2:22:43 (106)	2:47:40 (75)	<b>6:18:29</b>	
				+3:50	+3:12	+7:30	+7:21		"
				3:11:48 (62)	3:36:03 (120)	4:00:16 (55)	4:23:51 (103)		
				+6:30	+5:32	+4:33	+2:56		
25	27	MOLLEMA Bauke	NED	38:14 (33)	1:53:51 (20)	2:22:43 (138)	2:47:40 (25)	<b>6:18:29</b>	
				+3:50	+2:44	+7:30	+7:21		"
				3:11:48 (24)	3:36:03 (25)	4:00:16 (48)	4:23:51 (21)		
				+6:30	+5:32	+4:33	+2:56		
26	2	COSNEFROY Benoit	FRA	38:14 (86)	1:54:19 (138)	2:22:43 (128)	2:47:40 (121)	<b>6:18:29</b>	
				+3:50	+3:12	+7:30	+7:21		"
				3:11:48 (126)	3:36:03 (114)	4:00:16 (116)	4:23:51 (41)		
				+6:30	+5:32	+4:33	+2:56		
27	29	van BAARLE Dylan	NED	38:14 (42)	1:54:19 (98)	2:22:43 (96)	2:47:40 (29)	<b>6:18:29</b>	
				+3:50	+3:12	+7:30	+7:21		"
				3:11:48 (26)	3:36:03 (27)	4:00:16 (26)	4:23:51 (22)		
				+6:30	+5:32	+4:33	+2:56		
28	32	EENKHOORN Pascal	NED	38:14 (167)	1:54:19 (69)	2:22:43 (137)	2:47:40 (28)	<b>6:18:29</b>	
				+3:50	+3:12	+7:30	+7:21		"
				3:11:48 (28)	3:36:15 (149)	4:00:16 (53)	4:23:51 (129)		
				+6:30	+5:44	+4:33	+2:56		
				4:46:02 (27)	5:08:25 (22)	5:31:38 (17)	5:54:25 (4)		
				+1:09	+0	+5	+1:10		

## MAIN PARTNERS




## OFFICIAL SUPPLIERS



## OFFICIAL PARTNERS



## INSTITUTIONAL PARTNERS / PUBLIC FUNDERS



**Race Analysis / Analyse de la course**  
 Men Elite Road Race

Rank	Race Number	Race Name	Nation Code	Split 1	Split 2	Split 3	Split 4	Finish	
				Split 5	Split 6	Split 7	Split 8		
				Split 9	Split 10	Split 11	Split 12		
29	9	MADOUAS Valentin	FRA	38:14 (62)	1:53:51 (34)	2:22:43 (139)	2:47:40 (122)	<b>6:18:39</b>	
				+3:50	+2:44	+7:30	+7:21	<b>+2:31</b>	
				3:12:05 (150)	3:36:03 (121)	4:00:16 (150)	4:23:51 (109)		
				+6:47	+5:32	+4:33	+2:56		
30	38	POLANC Jan	SLO	38:14 (92)	1:54:19 (67)	2:22:43 (71)	2:47:40 (70)	<b>6:18:39</b>	
				+3:50	+3:12	+7:30	+7:21	"	
				3:11:48 (117)	3:36:03 (110)	4:00:16 (95)	4:23:51 (124)		
				+6:30	+5:32	+4:33	+2:56		
31	61	HIGUITA GARCIA Sergio Andres	COL	38:14 (80)	1:54:19 (51)	2:22:43 (84)	2:47:40 (71)	<b>6:18:39</b>	
				+3:50	+3:12	+7:30	+7:21	"	
				3:11:48 (97)	3:36:03 (96)	4:00:16 (75)	4:23:51 (96)		
				+6:30	+5:32	+4:33	+2:56		
32	10	NARVAEZ PRADO Jhonatan Manuel	ECU	38:14 (65)	1:54:19 (52)	2:22:53 (157)	2:47:40 (41)	<b>6:18:39</b>	
				+3:50	+3:12	+7:40	+7:21	"	
				3:11:48 (37)	3:36:03 (92)	4:00:16 (72)	4:23:51 (78)		
				+6:30	+5:32	+4:33	+2:56		
33	77	CONCI Nicola	ITA	38:14 (145)	1:54:19 (106)	2:22:43 (104)	2:47:40 (45)	<b>6:18:39</b>	
				+3:50	+3:12	+7:30	+7:21	"	
				3:11:48 (51)	3:36:03 (68)	4:00:16 (63)	4:23:51 (58)		
				+6:30	+5:32	+4:33	+2:56		
34	14	HERMANS Quinten	BEL	38:14 (159)	1:54:19 (95)	2:22:43 (150)	2:47:40 (59)	<b>6:18:42</b>	
				+3:50	+3:12	+7:30	+7:21	<b>+2:34</b>	
				3:11:48 (42)	3:36:03 (140)	4:00:16 (68)	4:23:51 (82)		
				+6:30	+5:32	+4:33	+2:56		
35	44	NIELSEN Magnus Cort	DEN	38:14 (150)	1:54:19 (118)	2:22:43 (83)	2:47:40 (112)	<b>6:19:09</b>	
				+3:50	+3:12	+7:30	+7:21	<b>+3:01</b>	
				3:11:48 (82)	3:36:03 (82)	4:00:16 (140)	4:23:51 (113)		
				+6:30	+5:32	+4:33	+2:56		
				4:46:43 (63)	5:10:32 (81)	5:33:44 (64)	5:55:50 (48)		
				+1:50	+2:07	+2:11	+2:35		

## MAIN PARTNERS




## OFFICIAL SUPPLIERS



## OFFICIAL PARTNERS



## INSTITUTIONAL PARTNERS / PUBLIC FUNDERS




**Race Analysis / Analyse de la course**  
 Men Elite Road Race

Rank	Race Number	Race Name	Nation Code	Split 1	Split 2	Split 3	Split 4	Finish	
				Split 5	Split 6	Split 7	Split 8		
				Split 9	Split 10	Split 11	Split 12		
36	117	ZUKOWSKY Nickolas	CAN	38:14 (165)	1:54:19 (126)	2:22:43 (89)	2:47:40 (115)	<b>6:19:09</b>	"
				+3:50	+3:12	+7:30	+7:21		
				3:11:48 (63)	3:36:03 (71)	4:00:16 (67)	4:23:51 (94)		
				+6:30	+5:32	+4:33	+2:56		
37	89	BYSTROM Sven Erik	NOR	38:14 (91)	1:54:19 (92)	2:22:43 (44)	2:47:40 (89)	<b>6:19:09</b>	"
				+3:50	+3:12	+7:30	+7:21		
				3:11:48 (134)	3:36:03 (94)	4:00:16 (109)	4:23:51 (76)		
				+6:30	+5:32	+4:33	+2:56		
38	81	DILLIER Silvan	SUI	38:14 (99)	1:54:19 (111)	2:22:43 (50)	2:47:40 (48)	<b>6:19:09</b>	"
				+3:50	+3:12	+7:30	+7:21		
				3:11:48 (53)	3:36:15 (148)	4:00:16 (87)	4:23:51 (59)		
				+6:30	+5:44	+4:33	+2:56		
39	147	ARASHIRO Yukiya	JPN	38:14 (96)	1:54:19 (73)	2:22:43 (94)	2:47:40 (150)	<b>6:19:09</b>	"
				+3:50	+3:12	+7:30	+7:21		
				3:12:09 (153)	3:36:03 (93)	4:00:16 (44)	4:23:51 (121)		
				+6:51	+5:32	+4:33	+2:56		
40	127	SCHONBERGER Sebastian	AUT	38:14 (27)	1:54:19 (143)	2:22:51 (156)	2:47:40 (85)	<b>6:19:09</b>	"
				+3:50	+3:12	+7:38	+7:21		
				3:11:48 (105)	3:36:03 (85)	4:00:16 (105)	4:23:51 (122)		
				+6:30	+5:32	+4:33	+2:56		
41	86	SKAARSETH Anders	NOR	38:14 (74)	1:54:19 (83)	2:22:43 (40)	2:47:40 (82)	<b>6:19:09</b>	"
				+3:50	+3:12	+7:30	+7:21		
				3:11:48 (69)	3:36:03 (103)	4:00:16 (102)	4:23:51 (99)		
				+6:30	+5:32	+4:33	+2:56		
42	125	ŠTYBAR Zdeněk	CZE	38:14 (141)	1:54:19 (129)	2:22:43 (132)	2:47:57 (153)	<b>6:19:09</b>	"
				+3:50	+3:12	+7:30	+7:38		
				3:11:48 (116)	3:36:03 (49)	4:00:16 (37)	4:23:51 (87)		
				+6:30	+5:32	+4:33	+2:56		
				4:46:43 (77)	5:10:32 (61)	5:33:44 (52)	5:55:50 (32)		
				+1:50	+2:07	+2:11	+2:35		

## MAIN PARTNERS




## OFFICIAL SUPPLIERS



## OFFICIAL PARTNERS



## INSTITUTIONAL PARTNERS / PUBLIC FUNDERS





**Race Analysis / Analyse de la course**  
 Men Elite Road Race

Rank	Race Number	Race Name	Nation Code	Split 1	Split 2	Split 3	Split 4	Finish	
				Split 5	Split 6	Split 7	Split 8		
				Split 9	Split 10	Split 11	Split 12		
43	12	van HOOYDONCK Nathan	BEL	38:14 (49)	1:54:19 (96)	2:22:43 (21)	2:47:57 (151)	<b>6:19:09</b>	"
				+3:50	+3:12	+7:30	+7:38		
				3:11:48 (38)	3:36:03 (44)	4:00:16 (143)	4:23:51 (30)		
				+6:30	+5:32	+4:33	+2:56		
44	110	OLIVEIRA Nelson	POR	38:14 (66)	1:53:51 (32)	2:22:43 (54)	2:47:40 (78)	<b>6:19:09</b>	"
				+3:50	+2:44	+7:30	+7:21		
				3:11:48 (108)	3:36:15 (150)	4:00:16 (88)	4:23:51 (91)		
				+6:30	+5:44	+4:33	+2:56		
45	133	JUNGELS Bob	LUX	38:14 (144)	1:54:19 (101)	2:22:43 (47)	2:47:40 (90)	<b>6:19:09</b>	"
				+3:50	+3:12	+7:30	+7:21		
				3:11:48 (73)	3:36:03 (104)	4:00:16 (84)	4:23:51 (95)		
				+6:30	+5:32	+4:33	+2:56		
46	72	BAGIOLI Andrea	ITA	38:14 (39)	1:54:19 (89)	2:22:43 (118)	2:47:40 (140)	<b>6:19:09</b>	"
				+3:50	+3:12	+7:30	+7:21		
				3:11:48 (102)	3:36:03 (62)	4:00:16 (76)	4:23:51 (45)		
				+6:30	+5:32	+4:33	+2:56		
47	11	STUYVEN Jasper	BEL	38:14 (166)	1:54:19 (154)	2:22:43 (109)	2:47:40 (52)	<b>6:19:09</b>	"
				+3:50	+3:12	+7:30	+7:21		
				3:11:48 (41)	3:36:03 (47)	4:00:16 (65)	4:23:51 (142)		
				+6:30	+5:32	+4:33	+2:56		
48	18	LAMPAERT Yves	BEL	38:14 (134)	1:54:19 (53)	2:22:43 (127)	2:47:40 (56)	<b>6:19:09</b>	"
				+3:50	+3:12	+7:30	+7:21		
				3:11:48 (40)	3:36:03 (141)	4:00:16 (97)	4:23:51 (80)		
				+6:30	+5:32	+4:33	+2:56		
49	65	HINDLEY Jai	AUS	38:14 (98)	1:53:51 (28)	2:22:43 (95)	2:47:57 (155)	<b>6:19:09</b>	"
				+3:50	+2:44	+7:30	+7:38		
				3:11:48 (75)	3:36:03 (37)	4:00:16 (33)	4:23:51 (46)		
				+6:30	+5:32	+4:33	+2:56		
				4:46:02 (28)	5:08:25 (12)	5:31:38 (10)	5:54:46 (9)		
				+1:09	+0	+5	+1:31		

## MAIN PARTNERS




## OFFICIAL SUPPLIERS



## OFFICIAL PARTNERS



## INSTITUTIONAL PARTNERS / PUBLIC FUNDERS



**Race Analysis / Analyse de la course**  
 Men Elite Road Race

Rank	Race Number	Race Name	Nation Code	Split 1	Split 2	Split 3	Split 4	Finish	
				Split 5	Split 6	Split 7	Split 8		
				Split 9	Split 10	Split 11	Split 12		
50	70	CLARKE Simon	AUS	38:14 (89)	1:54:19 (72)	2:22:43 (52)	2:47:40 (62)	<b>6:19:09</b>	
				+3:50	+3:12	+7:30	+7:21	"	
				3:11:48 (49)	3:36:03 (144)	4:00:16 (35)	4:23:51 (49)		
				+6:30	+5:32	+4:33	+2:56		
51	1	ALAPHILIPPE Julian	FRA	38:14 (41)	1:54:19 (76)	2:22:43 (136)	2:47:40 (124)	<b>6:19:09</b>	
				+3:50	+3:12	+7:30	+7:21	"	
				3:12:09 (152)	3:36:03 (32)	4:00:16 (78)	4:23:51 (137)		
				+6:51	+5:32	+4:33	+2:56		
52	96	ARNDT Nikias	GER	38:14 (56)	1:54:19 (47)	2:22:43 (46)	2:47:40 (132)	<b>6:19:16</b>	
				+3:50	+3:12	+7:30	+7:21	<b>+3:08</b>	
				3:11:48 (90)	3:36:03 (70)	4:00:16 (90)	4:23:51 (89)		
				+6:30	+5:32	+4:33	+2:56		
53	54	WRIGHT Fred	GBR	38:14 (140)	1:54:19 (57)	2:22:43 (121)	2:47:40 (35)	<b>6:19:16</b>	
				+3:50	+3:12	+7:30	+7:21	"	
				3:11:48 (33)	3:36:03 (36)	4:00:16 (31)	4:23:51 (32)		
				+6:30	+5:32	+4:33	+2:56		
54	98	GIRMAY Biniam	ERI	38:14 (83)	1:54:19 (68)	2:22:43 (142)	2:47:40 (116)	<b>6:19:16</b>	
				+3:50	+3:12	+7:30	+7:21	"	
				3:11:48 (86)	3:36:03 (57)	4:00:16 (52)	4:23:51 (44)		
				+6:30	+5:32	+4:33	+2:56		
55	46	MORKOV Michael	DEN	38:14 (162)	1:54:19 (110)	2:22:43 (82)	2:47:40 (107)	<b>6:19:16</b>	
				+3:50	+3:12	+7:30	+7:21	"	
				3:11:48 (81)	3:36:03 (67)	4:00:16 (139)	4:23:51 (111)		
				+6:30	+5:32	+4:33	+2:56		
56	43	FUGLSANG Jakob	DEN	38:14 (46)	1:54:19 (64)	2:22:43 (49)	2:47:40 (72)	<b>6:19:16</b>	
				+3:50	+3:12	+7:30	+7:21	"	
				3:11:48 (61)	3:36:03 (59)	4:00:16 (62)	4:24:12 (146)		
				+6:30	+5:32	+4:33	+3:17		
				4:46:43 (71)	5:10:32 (77)	5:33:44 (74)	5:55:50 (40)		
				+1:50	+2:07	+2:11	+2:35		

## MAIN PARTNERS




## OFFICIAL SUPPLIERS



## OFFICIAL PARTNERS



## INSTITUTIONAL PARTNERS / PUBLIC FUNDERS






**Race Analysis / Analyse de la course**  
 Men Elite Road Race

Rank	Race Number	Race Name	Nation Code	Split 1	Split 2	Split 3	Split 4	Finish	
				Split 5	Split 6	Split 7	Split 8		
				Split 9	Split 10	Split 11	Split 12		
57	41	KAMP Alexander	DEN	38:14 (105)	1:54:19 (99)	2:22:43 (140)	2:47:40 (129)	<b>6:19:36</b>	
				+3:50	+3:12	+7:30	+7:21	<b>+3:28</b>	
				3:11:48 (87)	3:36:03 (88)	4:00:16 (132)	4:23:51 (52)		
				+6:30	+5:32	+4:33	+2:56		
58	132	LIEPINS Emils	LAT	4:46:43 (56)	5:10:32 (85)	5:33:44 (79)	5:55:50 (26)	<b>6:20:58</b>	
				+1:50	+2:07	+2:11	+2:35	<b>+4:50</b>	
				34:24 (4)	1:51:07 (3)	2:15:13 (4)	2:40:19 (6)		
				+0	+0	+0	+0		
59	124	KUKRLE Michael	CZE	3:05:18 (3)	3:30:31 (6)	3:55:43 (8)	4:20:55 (7)	<b>6:20:58</b>	
				+0	+0	+0	+0	<b>"</b>	
				4:44:53 (5)	5:08:25 (13)	5:31:38 (22)	5:55:50 (50)		
				+0	+0	+5	+2:35		
60	109	GONCALVES ALMEIDA Joao Pedro	POR	3:05:18 (13)	3:30:31 (14)	3:55:43 (12)	4:20:55 (8)	<b>6:21:24</b>	
				+0	+0	+0	+0	<b>+5:16</b>	
				4:46:43 (93)	5:10:32 (66)	5:33:44 (99)	5:55:50 (60)		
				+1:50	+2:07	+2:11	+2:35		
61	30	MAAS Jan	NED	38:14 (156)	1:54:19 (107)	2:22:43 (103)	2:47:40 (24)	<b>6:22:19</b>	
				+3:50	+3:12	+7:30	+7:21	<b>+6:11</b>	
				3:11:48 (23)	3:36:03 (24)	4:00:16 (24)	4:23:51 (19)		
				+6:30	+5:32	+4:33	+2:56		
62	128	BAYER Tobias	AUT	4:46:43 (119)	5:10:32 (110)	5:33:44 (95)	5:56:57 (78)	<b>6:22:19</b>	
				+1:50	+2:07	+2:11	+3:42	<b>"</b>	
				38:14 (50)	1:54:19 (71)	2:22:43 (39)	2:47:40 (111)		
				+3:50	+3:12	+7:30	+7:21		
63	73	BALLERINI Davide	ITA	3:11:48 (50)	3:36:03 (89)	4:00:16 (99)	4:23:51 (54)	<b>6:22:19</b>	
				+6:30	+5:32	+4:33	+2:56	<b>"</b>	
				4:46:43 (85)	5:10:32 (60)	5:33:44 (59)	5:56:39 (72)		
				+1:50	+2:07	+2:11	+3:24		
				38:14 (34)	1:54:19 (66)	2:22:43 (76)	2:47:40 (42)	<b>6:22:19</b>	
				+3:50	+3:12	+7:30	+7:21	<b>"</b>	
				3:11:48 (48)	3:36:03 (69)	4:00:16 (96)	4:23:51 (40)		
				+6:30	+5:32	+4:33	+2:56		
				4:46:43 (72)	5:10:32 (38)	5:33:44 (65)	5:55:50 (20)	<b>6:22:19</b>	
				+1:50	+2:07	+2:11	+2:35	<b>"</b>	

## MAIN PARTNERS




## OFFICIAL SUPPLIERS



## OFFICIAL PARTNERS



## INSTITUTIONAL PARTNERS / PUBLIC FUNDERS




**Race Analysis / Analyse de la course**  
 Men Elite Road Race

Rank	Race Number	Race Name	Nation Code	Split 1	Split 2	Split 3	Split 4	Finish	
				Split 5	Split 6	Split 7	Split 8		
				Split 9	Split 10	Split 11	Split 12		
64	143	ŠTOČEK Matuš	SVK	38:14 (119)	1:54:19 (81)	2:22:43 (32)	2:47:40 (47)	<b>6:22:19</b>	
				+3:50	+3:12	+7:30	+7:21	"	
				3:11:48 (98)	3:36:15 (147)	4:00:16 (47)	4:23:51 (66)		
				+6:30	+5:44	+4:33	+2:56		
65	142	ČANECKY Marek	SVK	38:14 (111)	1:54:19 (142)	2:22:43 (20)	2:47:40 (105)	<b>6:22:19</b>	
				+3:50	+3:12	+7:30	+7:21	"	
				3:11:48 (125)	3:36:03 (122)	4:00:16 (94)	4:23:51 (114)		
				+6:30	+5:32	+4:33	+2:56		
66	59	QUINTANA Nairo	COL	38:14 (69)	1:54:19 (49)	2:22:43 (56)	2:47:40 (65)	<b>6:22:19</b>	
				+3:50	+3:12	+7:30	+7:21	"	
				3:11:48 (79)	3:36:03 (80)	4:00:16 (71)	4:23:51 (67)		
				+6:30	+5:32	+4:33	+2:56		
67	64	HAUSSLER Heinrich	AUS	38:14 (81)	1:54:19 (75)	2:22:43 (111)	2:47:40 (55)	<b>6:22:19</b>	
				+3:50	+3:12	+7:30	+7:21	"	
				3:11:48 (44)	3:36:03 (41)	4:00:16 (111)	4:23:51 (68)		
				+6:30	+5:32	+4:33	+2:56		
68	37	PRIMOŽIČ Jaka	SLO	34:24 (9)	1:51:07 (6)	2:15:13 (5)	2:40:19 (8)	<b>6:22:19</b>	
				+0	+0	+0	+0	"	
				3:05:18 (15)	3:30:31 (13)	3:55:43 (10)	4:20:55 (12)		
				+0	+0	+0	+0		
69	100	GHEBREMEDHIN Merhawi	ERI	38:14 (136)	1:54:19 (104)	2:22:43 (61)	2:47:40 (86)	<b>6:22:25</b>	
				+3:50	+3:12	+7:30	+7:21	<b>+6:17</b>	
				3:11:48 (89)	3:36:03 (87)	4:00:16 (57)	4:23:51 (72)		
				+6:30	+5:32	+4:33	+2:56		
70	42	CHARMIG Anthon	DEN	38:14 (44)	1:53:51 (35)	2:22:43 (45)	2:47:40 (81)	<b>6:22:28</b>	
				+3:50	+2:44	+7:30	+7:21	<b>+6:20</b>	
				3:12:05 (149)	3:36:03 (83)	4:00:16 (128)	4:23:51 (63)		
				+6:47	+5:32	+4:33	+2:56		
				4:46:43 (83)	5:10:32 (64)	5:33:44 (41)	5:56:34 (67)		
				+1:50	+2:07	+2:11	+3:19		

## MAIN PARTNERS




## OFFICIAL SUPPLIERS



## OFFICIAL PARTNERS



## INSTITUTIONAL PARTNERS / PUBLIC FUNDERS



**Race Analysis / Analyse de la course**  
 Men Elite Road Race

Rank	Race Number	Race Name	Nation Code	Split 1	Split 2	Split 3	Split 4	Finish	
				Split 5	Split 6	Split 7	Split 8		
				Split 9	Split 10	Split 11	Split 12		
70	140	SEPULVEDA Eduardo	ARG	38:14 (109)	1:54:19 (121)	2:22:43 (114)	2:47:40 (79)	<b>6:22:45</b>	"
				+3:50	+3:12	+7:30	+7:21		
				3:11:48 (99)	3:36:03 (91)	4:00:16 (93)	4:23:51 (112)		
				+6:30	+5:32	+4:33	+2:56		
72	92	STEIMLE Jannik	GER	38:14 (152)	1:54:19 (45)	2:22:43 (143)	2:47:40 (135)	<b>6:22:45</b>	"
				+3:50	+3:12	+7:30	+7:21		
				3:11:48 (137)	3:36:03 (75)	4:00:16 (38)	4:23:51 (77)		
				+6:30	+5:32	+4:33	+2:56		
73	103	SWENSON Keegan	USA	38:14 (52)	1:54:19 (125)	2:22:43 (41)	2:47:40 (50)	<b>6:22:45</b>	"
				+3:50	+3:12	+7:30	+7:21		
				3:11:48 (88)	3:36:03 (76)	4:00:16 (58)	4:23:51 (73)		
				+6:30	+5:32	+4:33	+2:56		
74	112	IMPEY Daryl	RSA	38:14 (40)	1:54:19 (132)	2:22:43 (22)	2:47:40 (117)	<b>6:22:45</b>	"
				+3:50	+3:12	+7:30	+7:21		
				3:11:48 (52)	3:36:03 (111)	4:00:16 (114)	4:23:51 (123)		
				+6:30	+5:32	+4:33	+2:56		
75	22	EZQUERRA MUELA Jesus	ESP	38:14 (75)	1:54:19 (116)	2:22:43 (86)	2:47:40 (23)	<b>6:22:45</b>	"
				+3:50	+3:12	+7:30	+7:21		
				3:11:48 (21)	3:36:03 (21)	4:00:16 (22)	4:23:51 (88)		
				+6:30	+5:32	+4:33	+2:56		
76	122	ANIOLKOWSKI Stanislaw	POL	38:14 (103)	1:54:19 (124)	2:22:43 (68)	2:47:40 (146)	<b>6:22:45</b>	"
				+3:50	+3:12	+7:30	+7:21		
				3:11:48 (120)	3:36:03 (81)	4:00:16 (73)	4:23:51 (98)		
				+6:30	+5:32	+4:33	+2:56		
77	25	ADRIA OLIVERAS Roger	ESP	38:14 (155)	1:53:51 (30)	2:22:43 (87)	2:47:40 (31)	<b>6:22:45</b>	"
				+3:50	+2:44	+7:30	+7:21		
				3:11:48 (22)	3:36:03 (22)	4:00:16 (20)	4:23:51 (25)		
				+6:30	+5:32	+4:33	+2:56		
				4:46:43 (39)	5:10:07 (29)	5:33:44 (29)	5:56:57 (74)		
				+1:50	+1:42	+2:11	+3:42		

## MAIN PARTNERS




## OFFICIAL SUPPLIERS



## OFFICIAL PARTNERS



## INSTITUTIONAL PARTNERS / PUBLIC FUNDERS




**Race Analysis / Analyse de la course**  
 Men Elite Road Race

Rank	Race Number	Race Name	Nation Code	Split 1	Split 2	Split 3	Split 4	Finish	
				Split 5	Split 6	Split 7	Split 8		
				Split 9	Split 10	Split 11	Split 12		
78	105	SHEFFIELD Magnus	USA	38:14 (97)	1:53:51 (27)	2:22:43 (119)	2:47:40 (53)	<b>6:22:45</b>	"
				+3:50	+2:44	+7:30	+7:21		
				3:11:48 (85)	3:36:15 (151)	4:00:16 (49)	4:23:51 (48)		
				+6:30	+5:44	+4:33	+2:56		
79	49	SWIFT Ben	GBR	38:14 (112)	1:54:19 (59)	2:22:43 (110)	2:47:40 (37)	<b>6:22:45</b>	"
				+3:50	+3:12	+7:30	+7:21		
				3:11:48 (32)	3:36:03 (38)	4:00:16 (27)	4:23:51 (29)		
				+6:30	+5:32	+4:33	+2:56		
80	7	PACHER Quentin	FRA	38:14 (19)	1:53:51 (37)	2:22:43 (99)	2:47:40 (92)	<b>6:24:18</b>	<b>+8:10</b>
				+3:50	+2:44	+7:30	+7:21		
				3:11:48 (100)	3:36:03 (31)	4:00:16 (34)	4:23:51 (39)		
				+6:30	+5:32	+4:33	+2:56		
81	34	POELS Wouter	NED	38:14 (123)	1:53:51 (21)	2:22:43 (152)	2:47:40 (26)	<b>6:24:18</b>	"
				+3:50	+2:44	+7:30	+7:21		
				3:11:48 (25)	3:36:03 (26)	4:00:16 (25)	4:23:51 (23)		
				+6:30	+5:32	+4:33	+2:56		
82	23	SOLER Marc	ESP	38:14 (71)	1:53:51 (24)	2:22:43 (31)	2:47:40 (30)	<b>6:25:39</b>	<b>+9:31</b>
				+3:50	+2:44	+7:30	+7:21		
				3:11:48 (29)	3:36:03 (23)	4:00:16 (23)	4:23:51 (24)		
				+6:30	+5:32	+4:33	+2:56		
83	108	ALVES OLIVEIRA Ivo Manuel	POR	38:14 (100)	1:53:51 (40)	2:22:43 (98)	2:47:40 (131)	<b>6:25:39</b>	"
				+3:50	+2:44	+7:30	+7:21		
				3:11:48 (74)	3:36:03 (119)	4:00:16 (56)	4:23:51 (75)		
				+6:30	+5:32	+4:33	+2:56		
84	90	FOSS Tobias S	NOR	38:14 (139)	1:53:51 (33)	2:22:43 (126)	2:47:40 (109)	<b>6:25:39</b>	"
				+3:50	+2:44	+7:30	+7:21		
				3:11:48 (57)	3:36:03 (105)	4:00:16 (85)	4:23:51 (71)		
				+6:30	+5:32	+4:33	+2:56		
				4:46:43 (107)	5:10:32 (57)	5:33:44 (77)	5:56:57 (79)		
				+1:50	+2:07	+2:11	+3:42		

## MAIN PARTNERS




## OFFICIAL SUPPLIERS



## OFFICIAL PARTNERS



## INSTITUTIONAL PARTNERS / PUBLIC FUNDERS




**Race Analysis / Analyse de la course**  
 Men Elite Road Race

Rank	Race Number	Race Name	Nation Code	Split 1	Split 2	Split 3	Split 4	Finish	
				Split 5	Split 6	Split 7	Split 8		
				Split 9	Split 10	Split 11	Split 12		
85	78	BATTISTELLA Samuele	ITA	38:14 (110)	1:52:46 (14)	2:17:00 (14)	2:40:37 (14)	<b>6:25:39</b>	
				+3:50	+1:39	+1:47	+18		
				3:05:18 (16)	3:30:31 (4)	3:55:43 (1)	4:20:55 (3)		
				+0	+0	+0	+0		
86	107	McGILL Scott	USA	34:24 (6)	1:51:07 (10)	2:15:13 (11)	2:40:19 (7)	<b>6:26:31</b>	
				+0	+0	+0	+0		
				3:05:18 (7)	3:30:31 (11)	3:55:43 (11)	4:20:55 (11)		
				+0	+0	+0	+0		
87	19	PRADES REVERTER Eduard	ESP	38:14 (129)	1:54:19 (114)	2:22:43 (77)	2:47:40 (22)	<b>6:26:31</b>	
				+3:50	+3:12	+7:30	+7:21		
				3:11:48 (20)	3:36:03 (20)	4:00:16 (21)	4:23:51 (26)		
				+6:30	+5:32	+4:33	+2:56		
88	82	PELLAUD Simon	SUI	34:24 (1)	1:51:07 (2)	2:15:13 (2)	2:40:19 (10)	<b>6:27:36</b>	
				+0	+0	+0	+0		
				3:05:18 (14)	3:30:31 (2)	3:55:43 (15)	4:20:55 (5)		
				+0	+0	+0	+0		
89	79	LIENHARD Fabian	SUI	38:14 (127)	1:54:19 (130)	2:22:43 (144)	2:47:40 (83)	<b>6:27:36</b>	
				+3:50	+3:12	+7:30	+7:21		
				3:11:48 (107)	3:36:03 (63)	4:00:16 (39)	4:23:51 (53)		
				+6:30	+5:32	+4:33	+2:56		
90	5	SENECHAL Florian	FRA	38:14 (51)	1:54:19 (70)	2:22:43 (53)	2:47:40 (94)	<b>6:27:36</b>	
				+3:50	+3:12	+7:30	+7:21		
				3:11:48 (68)	3:36:03 (33)	4:00:16 (124)	4:23:51 (43)		
				+6:30	+5:32	+4:33	+2:56		
91	69	SCHULTZ Nicholas	AUS	38:14 (79)	1:54:19 (82)	2:22:43 (58)	2:47:40 (66)	<b>6:27:36</b>	
				+3:50	+3:12	+7:30	+7:21		
				3:11:48 (84)	3:36:03 (50)	4:00:16 (36)	4:24:12 (145)		
				+6:30	+5:32	+4:33	+3:17		
				4:46:43 (61)	5:10:32 (53)	5:33:44 (42)	5:59:10 (93)		
				+1:50	+2:07	+2:11	+5:55		

## MAIN PARTNERS




## OFFICIAL SUPPLIERS



## OFFICIAL PARTNERS



## INSTITUTIONAL PARTNERS / PUBLIC FUNDERS



**Race Analysis / Analyse de la course**  
 Men Elite Road Race

Rank	Race Number	Race Name	Nation Code	Split 1	Split 2	Split 3	Split 4	Finish	
				Split 5	Split 6	Split 7	Split 8		
				Split 9	Split 10	Split 11	Split 12		
92	47	BJERG Mikkel	DEN	38:14 (23)	1:54:19 (113)	2:22:43 (74)	2:47:40 (74)	<b>6:27:36</b>	
				+3:50	+3:12	+7:30	+7:21		"
				3:11:48 (76)	3:36:03 (48)	4:00:16 (40)	4:23:51 (138)		
				+6:30	+5:32	+4:33	+2:56		
93	62	PENA MOLANO Wilson Estiben	COL	38:14 (82)	1:53:51 (36)	2:22:43 (145)	2:47:40 (73)	<b>6:27:36</b>	
				+3:50	+2:44	+7:30	+7:21		"
				3:11:48 (103)	3:36:03 (98)	4:00:16 (106)	4:23:51 (65)		
				+6:30	+5:32	+4:33	+2:56		
94	87	LEKNESSUND Andreas	NOR	38:14 (118)	1:53:51 (18)	2:18:10 (18)	2:45:38 (18)	<b>6:27:36</b>	
				+3:50	+2:44	+2:57	+5:19		"
				3:11:48 (139)	3:36:03 (97)	4:00:16 (86)	4:23:51 (81)		
				+6:30	+5:32	+4:33	+2:56		
95	136	WIRTGEN Luc	LUX	38:14 (70)	1:54:19 (137)	2:22:43 (101)	2:47:40 (103)	<b>6:27:36</b>	
				+3:50	+3:12	+7:30	+7:21		"
				3:11:48 (127)	3:36:03 (53)	4:00:16 (80)	4:23:51 (116)		
				+6:30	+5:32	+4:33	+2:56		
96	120	OWSIAN Lukasz	POL	34:24 (10)	1:51:07 (5)	2:15:13 (3)	2:40:19 (4)	<b>6:27:36</b>	
				+0	+0	+0	+0		"
				3:05:18 (2)	3:30:31 (5)	3:55:43 (2)	4:20:55 (9)		
				+0	+0	+0	+0		
97	126	GALL Felix	AUT	38:14 (55)	1:54:19 (151)	2:22:43 (66)	2:47:40 (110)	<b>6:27:36</b>	
				+3:50	+3:12	+7:30	+7:21		"
				3:11:48 (142)	3:36:03 (125)	4:00:16 (103)	4:23:51 (85)		
				+6:30	+5:32	+4:33	+2:56		
98	16	DEWULF Stan	BEL	38:14 (148)	1:54:19 (97)	2:22:43 (146)	2:47:40 (51)	<b>6:27:36</b>	
				+3:50	+3:12	+7:30	+7:21		"
				3:12:03 (146)	3:36:03 (54)	4:00:16 (91)	4:23:51 (61)		
				+6:45	+5:32	+4:33	+2:56		
				4:46:02 (16)	5:10:07 (31)	5:33:44 (48)	5:59:10 (96)		
				+1:09	+1:42	+2:11	+5:55		

## MAIN PARTNERS




## OFFICIAL SUPPLIERS



## OFFICIAL PARTNERS



## INSTITUTIONAL PARTNERS / PUBLIC FUNDERS





**Race Analysis / Analyse de la course**  
 Men Elite Road Race

Rank	Race Number	Race Name	Nation Code	Split 1	Split 2	Split 3	Split 4	Finish	
				Split 5	Split 6	Split 7	Split 8		
				Split 9	Split 10	Split 11	Split 12		
99	28	HOOLE Daan	NED	38:14 (32)	1:54:19 (133)	2:22:43 (153)	2:47:40 (27)	<b>6:27:36</b>	"
				+3:50	+3:12	+7:30	+7:21		
				3:11:48 (27)	3:36:03 (29)	4:00:16 (43)	4:23:51 (20)		
				+6:30	+5:32	+4:33	+2:56		
				4:46:43 (43)	5:10:32 (69)	5:33:44 (28)	5:59:10 (103)		
				+1:50	+2:07	+2:11	+5:55		
100	51	TURNER Ben	GBR	38:14 (132)	1:54:19 (61)	2:22:43 (57)	2:47:40 (36)	<b>6:27:48</b>	<b>+11:40</b>
				+3:50	+3:12	+7:30	+7:21		
				3:11:48 (34)	3:36:03 (55)	4:00:16 (30)	4:23:51 (35)		
				+6:30	+5:32	+4:33	+2:56		
				4:46:43 (84)	5:10:32 (40)	5:33:44 (26)	5:59:10 (98)		
				+1:50	+2:07	+2:11	+5:55		
101	6	SIVAKOV Pavel	FRA	38:14 (24)	1:52:46 (12)	2:17:00 (13)	2:40:37 (12)	<b>6:30:36</b>	<b>+14:28</b>
				+3:50	+1:39	+1:47	+18		
				3:05:18 (4)	3:30:31 (12)	3:55:43 (13)	4:20:55 (13)		
				+0	+0	+0	+0		
				4:44:53 (4)	5:08:25 (4)	5:31:38 (7)	5:56:31 (65)		
				+0	+0	+5	+3:16		
102	55	STEWART Jake	GBR	38:14 (125)	1:53:51 (17)	2:22:43 (149)	2:47:40 (34)	<b>6:31:13</b>	<b>+15:05</b>
				+3:50	+2:44	+7:30	+7:21		
				3:11:48 (30)	3:36:03 (52)	4:00:16 (28)	4:23:51 (143)		
				+6:30	+5:32	+4:33	+2:56		
				4:46:02 (18)	5:10:32 (75)	5:33:44 (106)	6:01:27 (105)		
				+1:09	+2:07	+2:11	+8:12		
103	52	SWIFT Connor	GBR	38:14 (151)	1:54:19 (55)	2:22:43 (67)	2:47:40 (39)	<b>6:31:13</b>	"
				+3:50	+3:12	+7:30	+7:21		
				3:11:48 (36)	3:36:03 (34)	4:00:16 (29)	4:23:51 (31)		
				+6:30	+5:32	+4:33	+2:56		
				4:46:43 (88)	5:10:32 (41)	5:33:44 (24)	6:01:27 (104)		
				+1:50	+2:07	+2:11	+8:12		
97	GEHBREIGZABHIER	Amanuel	ERI	38:14 (142)	1:54:19 (79)	2:22:43 (147)	2:47:40 (130)	<b>DNF</b>	<b>DNF</b>
				+3:50	+3:12	+7:30	+7:21		
				3:11:48 (101)	3:36:03 (66)	4:00:16 (50)	4:23:51 (106)		
				+6:30	+5:32	+4:33	+2:56		
58	MOLANO BENAVIDES	Juan Sebastian	COL	38:14 (160)	1:54:19 (48)	2:22:43 (92)	2:47:40 (139)	<b>DNF</b>	<b>DNF</b>
				+3:50	+3:12	+7:30	+7:21		
				3:12:09 (154)	3:36:03 (46)	4:00:16 (69)	4:23:51 (86)		
				+6:51	+5:32	+4:33	+2:56		
				4:46:43 (51)	5:10:32 (59)	5:33:44 (90)	5:59:10 (97)		
				+1:50	+2:07	+2:11	+5:55		

## MAIN PARTNERS




## OFFICIAL SUPPLIERS



## OFFICIAL PARTNERS



## INSTITUTIONAL PARTNERS / PUBLIC FUNDERS



**Race Analysis / Analyse de la course**  
 Men Elite Road Race

Rank	Race Number	Race Name	Nation Code	Split 1	Split 2	Split 3	Split 4	Finish	
				Split 5	Split 6	Split 7	Split 8		
				Split 9	Split 10	Split 11	Split 12		
	99	MULUEBERHAN Henok	ERI	38:14 (135) +3:50 3:11:48 (113) +6:30 4:46:43 (78) +1:50	1:54:19 (105) +3:12 3:36:03 (113) +5:32 5:10:32 (111) +2:07	2:22:43 (154) +7:30 4:00:16 (120) +4:33 5:33:44 (98) +2:11	2:47:40 (119) +7:21 4:23:51 (70) +2:56 6:03:35 (106) +10:20		DNF
	102	TESFAZION Natnael	ERI	38:14 (48) +3:50 3:11:48 (104) +6:30 4:46:43 (65) +1:50	1:53:51 (31) +2:44 3:36:03 (60) +5:32 5:10:32 (62) +2:07	2:22:43 (155) +7:30 4:00:16 (66) +4:33 5:33:44 (61) +2:11	2:47:40 (143) +7:21 4:23:51 (56) +2:56 6:03:35 (107) +10:20		DNF
	154	SAGIV Guy	ISR	34:24 (7) +0 3:05:18 (6) +0 4:46:01 (12) +1:08	1:51:07 (7) +0 3:30:31 (1) +0 5:10:07 (35) +1:42	2:15:13 (10) +0 3:55:43 (7) +0 5:35:46 (109) +4:13	2:40:19 (5) +0 4:20:55 (2) +0 6:04:16 (108) +11:01		DNF
	60	CONTRERAS PINZON Rodrigo	COL	38:14 (122) +3:50 3:11:48 (80) +6:30 4:46:43 (113) +1:50	1:54:19 (42) +3:12 3:36:03 (79) +5:32 5:10:32 (115) +2:07	2:22:43 (48) +7:30 4:00:16 (110) +4:33 5:35:46 (110) +4:13	2:47:40 (44) +7:21 4:23:51 (102) +2:56 6:04:16 (109) +11:01		DNF
	3	ARMIRAIL Bruno	FRA	38:14 (133) +3:50 3:12:03 (145) +6:45 4:46:43 (99) +1:50	1:53:51 (25) +2:44 3:36:03 (28) +5:32 5:10:32 (65) +2:07	2:22:43 (116) +7:30 4:00:16 (122) +4:33 5:34:20 (108) +2:47	2:47:40 (123) +7:21 4:23:51 (38) +2:56		DNF
	13	SERRY Pieter	BEL	38:14 (161) +3:50 3:05:18 (9) +0 4:44:53 (6) +0	1:52:46 (16) +1:39 3:30:31 (9) +0 5:08:25 (2) +0	2:17:00 (16) +1:47 3:55:43 (16) +0 5:35:46 (111) +4:13	2:40:37 (16) +18 4:20:55 (14) +0		DNF
	119	FOUCHE James	NZL	34:24 (2) +0 3:05:18 (12) +0 4:46:02 (34) +1:09	1:51:07 (4) +0 3:30:31 (15) +0 5:10:07 (33) +1:42	2:15:13 (9) +0 3:55:43 (9) +0 5:38:26 (112) +6:53	2:40:19 (11) +0 4:20:55 (4) +0		DNF

## MAIN PARTNERS




## OFFICIAL SUPPLIERS



## OFFICIAL PARTNERS



## INSTITUTIONAL PARTNERS / PUBLIC FUNDERS



**Race Analysis / Analyse de la course**  
 Men Elite Road Race

Rank	Race Name Number	Nation Code	Split 1	Split 2	Split 3	Split 4	Finish	
			Split 5	Split 6	Split 7	Split 8		
			Split 9	Split 10	Split 11	Split 12		
66	PLAPP Lucas	AUS	38:14 (20)	1:52:46 (13)	2:17:00 (12)	2:40:37 (15)	<b>DNF</b>	
			+3:50	+1:39	+1:47	+18		
			3:05:18 (5)	3:30:31 (10)	3:55:43 (3)	4:20:55 (16)		
			+0	+0	+0	+0		
118	COTE Pier Andre	CAN	34:24 (11)	1:51:07 (9)	2:15:13 (8)	2:40:19 (1)	<b>DNF</b>	
			+0	+0	+0	+0		
			3:05:18 (10)	3:30:31 (7)	3:55:43 (4)	4:20:55 (6)		
			+0	+0	+0	+0		
121	BODNAR Maciej	POL	38:14 (38)	1:54:19 (123)	2:22:43 (28)	2:47:40 (95)	<b>DNF</b>	
			+3:50	+3:12	+7:30	+7:21		
			3:11:48 (111)	3:36:03 (42)	4:00:16 (59)	4:23:51 (84)		
			+6:30	+5:32	+4:33	+2:56		
130	PRONSKIY Vadim	KAZ	38:14 (77)	1:54:19 (122)	2:22:43 (107)	2:47:40 (84)	<b>DNF</b>	
			+3:50	+3:12	+7:30	+7:21		
			3:11:48 (106)	3:36:03 (124)	4:00:16 (60)	4:23:51 (117)		
			+6:30	+5:32	+4:33	+2:56		
63	O'CONNOR Ben	AUS	38:14 (67)	1:52:46 (15)	2:17:00 (15)	2:40:37 (13)	<b>DNF</b>	
			+3:50	+1:39	+1:47	+18		
			3:05:18 (1)	3:30:31 (3)	3:55:43 (5)	4:20:55 (10)		
			+0	+0	+0	+0		
57	TEJADA CANACUE Harold Alfonso	COL	38:14 (30)	1:54:19 (50)	2:22:43 (24)	2:47:40 (63)	<b>DNF</b>	
			+3:50	+3:12	+7:30	+7:21		
			3:11:48 (95)	3:36:03 (78)	4:00:16 (141)	4:23:51 (119)		
			+6:30	+5:32	+4:33	+2:56		
93	KOCH Jonas	GER	38:14 (128)	1:54:19 (44)	2:22:43 (115)	2:47:40 (144)	<b>DNF</b>	
			+3:50	+3:12	+7:30	+7:21		
			3:11:48 (141)	3:36:03 (64)	4:00:16 (79)	4:23:51 (90)		
			+6:30	+5:32	+4:33	+2:56		
			4:46:43 (127)	5:10:32 (36)	5:40:35 (119)			
			+1:50	+2:07	+9:02			

## MAIN PARTNERS



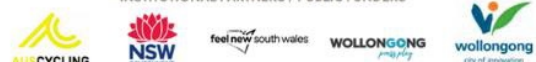
## OFFICIAL SUPPLIERS



## OFFICIAL PARTNERS



## INSTITUTIONAL PARTNERS / PUBLIC FUNDERS



**Race Analysis / Analyse de la course**  
 Men Elite Road Race

Rank	Race Number	Race Name	Nation Code	Split 1	Split 2	Split 3	Split 4	Finish	
				Split 5	Split 6	Split 7	Split 8		
				Split 9	Split 10	Split 11	Split 12		
148	LAŠINIS	Venantas	LTU	38:14 (18)	1:54:19 (128)	2:22:43 (37)	2:47:40 (93)		DNF
				+3:50	+3:12	+7:30	+7:21		
				3:11:48 (59)	3:36:03 (106)	4:00:16 (81)	4:23:51 (126)		
				+6:30	+5:32	+4:33	+2:56		
				4:46:58 (131)	5:13:29 (124)	5:42:01 (120)			
				+2:05	+5:04	+10:28			
161	SIRIRONNACHAI	Sarawat	THA	38:14 (138)	1:54:19 (153)	2:22:43 (148)	2:47:40 (149)		DNF
				+3:50	+3:12	+7:30	+7:21		
				3:11:48 (115)	3:36:03 (126)	4:00:16 (138)	4:23:51 (134)		
				+6:30	+5:32	+4:33	+2:56		
				4:46:43 (128)	5:10:32 (121)	5:42:02 (121)			
				+1:50	+2:07	+10:29			
36	NOVAK	Domen	SLO	38:14 (120)	1:54:19 (62)	2:22:43 (65)	2:47:40 (67)		DNF
				+3:50	+3:12	+7:30	+7:21		
				3:11:48 (83)	3:36:03 (115)	4:00:16 (83)	4:23:51 (105)		
				+6:30	+5:32	+4:33	+2:56		
				4:46:43 (87)	5:10:07 (30)	5:43:22 (122)			
				+1:50	+1:42	+11:49			
111	ALVES OLIVEIRA	Rui Felipe	POR	38:14 (64)	1:54:19 (65)	2:22:43 (23)	2:47:40 (98)		DNF
				+3:50	+3:12	+7:30	+7:21		
				3:11:48 (70)	3:36:03 (73)	4:00:16 (64)	4:23:51 (100)		
				+6:30	+5:32	+4:33	+2:56		
				4:46:43 (67)	5:12:04 (122)	5:43:22 (123)			
				+1:50	+3:39	+11:49			
151	JURADO LOPEZ	Christofer	PAN	38:14 (68)	1:54:19 (100)	2:22:43 (78)	2:47:40 (127)		DNF
				+3:50	+3:12	+7:30	+7:21		
				3:11:48 (121)	3:36:03 (109)	4:00:16 (107)	4:23:51 (135)		
				+6:30	+5:32	+4:33	+2:56		
				4:46:58 (132)	5:13:29 (125)	5:43:22 (124)			
				+2:05	+5:04	+11:49			
141	SAGAN	Juraj	SVK	34:24 (12)	1:51:07 (11)	2:15:13 (7)	2:40:19 (9)		DNF
				+0	+0	+0	+0		
				3:05:18 (8)	3:30:31 (16)	3:55:43 (14)	4:20:55 (15)		
				+0	+0	+0	+0		
				4:46:01 (14)	5:13:14 (123)				
				+1:08	+4:49				
149	LUDVIGSSON	Tobias	SWE	38:14 (154)	1:54:19 (127)	2:22:43 (29)	2:47:40 (125)		DNF
				+3:50	+3:12	+7:30	+7:21		
				3:11:48 (64)	3:36:03 (107)	4:00:16 (101)	4:24:12 (144)		
				+6:30	+5:32	+4:33	+3:17		
				4:46:43 (124)	5:14:41 (126)				
				+1:50	+6:16				

## MAIN PARTNERS




## OFFICIAL SUPPLIERS



## OFFICIAL PARTNERS



## INSTITUTIONAL PARTNERS / PUBLIC FUNDERS



**Race Analysis / Analyse de la course**  
 Men Elite Road Race

Rank	Race Name Number	Nation Code	Split 1	Split 2	Split 3	Split 4	Finish	
			Split 5	Split 6	Split 7	Split 8		
			Split 9	Split 10	Split 11	Split 12		
67	DURBRIDGE Luke	AUS	38:14 (158) +3:50 3:11:48 (93) +6:30 4:46:43 (47) +1:50	1:54:19 (58) +3:12 3:36:15(145) +5:44 5:14:41(127) +6:16	2:22:43(112) +7:30 4:00:16(129) +4:33 5:14:41(127) +6:16	2:47:40 (57) +7:21 4:23:51(118) +2:56 5:14:41(127) +6:16	<b>DNF</b>	
157	SESSLER Nicolas	BRA	34:24 (8) +0 3:05:18 (11) +0 4:46:43(126) +1:50	1:51:07 (1) +0 3:30:31 (8) +0 5:14:41(128) +6:16	2:15:13 (1) +0 3:55:43 (6) +0 5:14:41(128) +6:16	2:40:19 (3) +0 4:20:55 (1) +0 5:14:41(128) +6:16	<b>DNF</b>	
35	PER David	SLO	38:14 (29) +3:50 3:11:48 (71) +6:30 4:46:43(118) +1:50	1:54:19 (63) +3:12 3:36:03 (51) +5:32 5:14:41(129) +6:16	2:22:43 (62) +7:30 4:00:16 (70) +4:33 5:14:41(129) +6:16	2:47:40 (61) +7:21 4:23:51 (83) +2:56 5:14:41(129) +6:16	<b>DNF</b>	
56	ROWE Luke	GBR	38:14(113) +3:50 3:11:48 (31) +6:30 4:46:58(133) +2:05	1:54:19 (54) +3:12 3:36:03 (30) +5:32 5:16:17(130) +7:52	2:22:43 (51) +7:30 4:00:16(115) +4:33 5:16:17(130) +7:52	2:47:40 (32) +7:21 4:23:51 (27) +2:56 5:16:17(130) +7:52	<b>DNF</b>	
104	MURPHY Kyle	USA	38:14(168) +3:50 3:11:48 (136) +6:30 4:46:58(135) +2:05	1:54:19(157) +3:12 3:36:03(134) +5:32 5:16:17(131) +7:52	2:22:43(124) +7:30 4:00:16(145) +4:33 5:16:17(131) +7:52	2:47:40(148) +7:21 4:23:51(128) +2:56 5:16:17(131) +7:52	<b>DNF</b>	
115	GEE Derek	CAN	38:14 (45) +3:50 3:11:48(112) +6:30 4:46:58(130) +2:05	1:54:19(131) +3:12 3:36:15(152) +5:44 5:16:17(132) +7:52	2:22:43 (91) +7:30 4:00:16(112) +4:33 5:16:17(132) +7:52	2:47:40 (97) +7:21 4:23:51(130) +2:56 5:16:17(132) +7:52	<b>DNF</b>	
26	BERRADE FERNANDEZ Urko	ESP	38:14(107) +3:50 3:11:48 (18) +6:30 4:46:58(134) +2:05	1:54:19(148) +3:12 3:36:03 (17) +5:32 5:16:17(133) +7:52	2:22:43 (36) +7:30 4:00:16 (19) +4:33 5:16:17(133) +7:52	2:47:40 (21) +7:21 4:23:51(127) +2:56 5:16:17(133) +7:52	<b>DNF</b>	

## MAIN PARTNERS




## OFFICIAL SUPPLIERS



## OFFICIAL PARTNERS



## INSTITUTIONAL PARTNERS / PUBLIC FUNDERS



**Race Analysis / Analyse de la course**  
 Men Elite Road Race

Rank	Race Name Number	Nation Code	Split 1	Split 2	Split 3	Split 4	Finish	
			Split 5	Split 6	Split 7	Split 8		
			Split 9	Split 10	Split 11	Split 12		
123	HIRT Jan	CZE	38:14 (101) +3:50 3:11:48 (130) +6:30 4:46:58 (129) +2:05	1:54:19 (140) +3:12 3:36:03 (128) +5:32 5:19:00 (134) +10:35	2:22:43 (123) +7:30 4:00:16 (133) +4:33	2:47:40 (142) +7:21 4:23:51 (131) +2:56	DNF	
94	HEIDEMANN Miguel	GER	38:14 (43) +3:50 3:11:48 (96) +6:30 4:50:06 (145) +5:13	1:54:19 (41) +3:12 3:36:03 (84) +5:32 5:19:00 (135) +10:35	2:22:43 (27) +7:30 4:00:16 (144) +4:33	2:47:40 (136) +7:21 4:23:51 (141) +2:56	DNF	
20	MARTIN SANZ Gotzon	ESP	38:14 (115) +3:50 3:11:48 (19) +6:30 4:50:06 (136) +5:13	1:54:19 (93) +3:12 3:36:03 (19) +5:32 5:19:00 (136) +10:35	2:22:43 (38) +7:30 4:00:16 (18) +4:33	2:47:40 (19) +7:21 4:23:51 (17) +2:56	DNF	
139	BUTS Vitaliy	UKR	38:14 (121) +3:50 3:11:48 (131) +6:30 4:50:06 (142) +5:13	1:54:19 (144) +3:12 3:36:03 (137) +5:32 5:19:00 (137) +10:35	2:21:49 (19) +6:36 4:00:16 (135) +4:33	2:47:40 (80) +7:21 4:23:51 (133) +2:56	DNF	
155	KHALMURATOV Muradjan	UZB	36:11 (15) +1:47 3:11:48 (138) +6:30 4:50:06 (137) +5:13	1:54:19 (112) +3:12 3:36:03 (138) +5:32 5:19:00 (138) +10:35	2:22:43 (151) +7:30 4:00:16 (149) +4:33	2:47:40 (145) +7:21 4:23:51 (139) +2:56	DNF	
113	BASSON Gustav	RSA	38:14 (63) +3:50 3:11:48 (128) +6:30 4:50:06 (139) +5:13	1:54:19 (147) +3:12 3:36:03 (131) +5:32 5:19:00 (139) +10:35	2:22:43 (42) +7:30 4:00:16 (126) +4:33	2:47:40 (126) +7:21 4:26:25 (149) +5:30	DNF	
116	DAL-CIN Matteo	CAN	38:14 (25) +3:50 3:11:48 (109) +6:30 4:50:06 (138) +5:13	1:54:19 (119) +3:12 3:36:03 (112) +5:32 5:19:00 (140) +10:35	2:22:43 (35) +7:30 4:00:16 (121) +4:33	2:47:40 (60) +7:21 4:23:51 (136) +2:56	DNF	

## MAIN PARTNERS




## OFFICIAL SUPPLIERS



## OFFICIAL PARTNERS



## INSTITUTIONAL PARTNERS / PUBLIC FUNDERS





**Race Analysis / Analyse de la course**  
 Men Elite Road Race

Rank	Race Name Number	Nation Code	Split 1	Split 2	Split 3	Split 4	Finish			
			Split 5	Split 6	Split 7	Split 8				
			Split 9	Split 10	Split 11	Split 12				
114	PRITZEN Marc Oliver	RSA	38:14 (57)	1:54:19 (85)	2:22:43 (70)	2:47:40 (113)	<b>DNF</b>			
			+3:50	+3:12	+7:30	+7:21				
			3:11:48 (55)	3:36:03 (100)	4:00:16 (117)	4:23:51 (125)				
			+6:30	+5:32	+4:33	+2:56				
33	van der HOORN Taco	NED	4:50:06 (140)	5:19:00 (141)			<b>DNF</b>			
			+5:13	+10:35						
			38:14 (157)	1:54:19 (136)	2:22:43 (134)	2:47:40 (20)		<b>DNF</b>		
			+3:50	+3:12	+7:30	+7:21				
3:11:48 (17)	3:36:03 (18)	4:00:16 (17)	4:23:51 (18)							
+6:30	+5:32	+4:33	+2:56							
150	ESPINOSA SERRANO Bolivar	PAN	4:50:06 (144)	5:19:00 (142)			<b>DNF</b>			
			+5:13	+10:35						
			38:14 (90)	1:54:19 (155)	2:22:43 (72)	2:47:40 (114)		<b>DNF</b>		
			+3:50	+3:12	+7:30	+7:21				
3:11:48 (135)	3:36:03 (133)	4:00:16 (142)	4:23:51 (140)							
+6:30	+5:32	+4:33	+2:56							
160	CHAWCHIANGKWANG Peerapol	THA	4:50:06 (141)	5:19:00 (143)			<b>DNF</b>			
			+5:13	+10:35						
			38:14 (153)	1:54:19 (152)	2:22:43 (102)	2:47:40 (147)		<b>DNF</b>		
			+3:50	+3:12	+7:30	+7:21				
3:12:09 (156)	3:36:03 (135)	4:00:16 (137)	4:23:51 (120)							
+6:51	+5:32	+4:33	+2:56							
74	AFFINI Edoardo	ITA	4:50:06 (143)	5:21:10 (144)			<b>DNF</b>			
			+5:13	+12:45						
			38:14 (137)	1:54:19 (86)	2:22:43 (25)	2:47:40 (40)		<b>DNF</b>		
			+3:50	+3:12	+7:30	+7:21				
3:11:48 (45)	3:36:03 (58)	4:00:16 (148)	4:23:51 (37)							
+6:30	+5:32	+4:33	+2:56							
152	BOUGLAS Georgios	GRE	4:46:43 (106)	5:21:27 (145)			<b>DNF</b>			
			+1:50	+13:02						
			38:14 (76)	1:54:19 (139)	2:22:43 (26)	2:47:40 (100)		<b>DNF</b>		
			+3:50	+3:12	+7:30	+7:21				
3:11:48 (110)	3:36:03 (129)	4:00:16 (146)	4:25:39 (147)							
+6:30	+5:32	+4:33	+4:44							
165	LYU Xianjing	CHN	4:54:35 (146)				<b>DNF</b>			
			+9:42							
			38:14 (104)	1:54:19 (146)	2:22:43 (105)	2:47:40 (118)		<b>DNF</b>		
			+3:50	+3:12	+7:30	+7:21				
3:11:48 (122)	3:36:03 (136)	4:00:16 (147)	4:25:39 (148)							
+6:30	+5:32	+4:33	+4:44							
			4:54:35 (147)							
			+9:42							

## MAIN PARTNERS



## OFFICIAL SUPPLIERS



## OFFICIAL PARTNERS



## INSTITUTIONAL PARTNERS / PUBLIC FUNDERS




**Race Analysis / Analyse de la course**  
 Men Elite Road Race

Rank	Race Name Number	Nation Code	Split 1	Split 2	Split 3	Split 4	Finish	
			Split 5	Split 6	Split 7	Split 8		
			Split 9	Split 10	Split 11	Split 12		
156	SAYAR Mustafa	TUR	38:14 (78) +3:50 3:11:48 (133) +6:30 4:55:00 (148) +10:07	1:54:19 (156) +3:12 3:36:03 (139) +5:32	2:22:43 (133) +7:30 4:00:16 (136) +4:33	2:47:40 (133) +7:21 4:23:51 (132) +2:56		DNF
91	ZIMMERMANN Georg	GER	38:14 (47) +3:50 3:12:09 (151) +6:51	1:54:19 (46) +3:12 3:36:03 (86) +5:32	2:22:43 (30) +7:30 4:00:16 (127) +4:33	2:47:40 (134) +7:21 4:23:51 (115) +2:56		DNF
131	NATAROV Yuriy	KAZ	38:14 (72) +3:50 3:11:48 (58) +6:30	1:54:19 (80) +3:12 3:36:03 (130) +5:32	2:22:43 (93) +7:30 4:00:16 (51) +4:33	2:47:40 (69) +7:21		DNF
95	DENZ Nico	GER	38:14 (28) +3:50 3:11:48 (47) +6:30	1:54:19 (43) +3:12 3:36:03 (143) +5:32	2:18:10 (17) +2:57 4:01:06 (151) +5:23	2:43:01 (17) +2:42		DNF
168	BONELLO Daniel Joseph	MLT	37:34 (17) +3:10 3:11:48 (123) +6:30	1:54:19 (60) +3:12 3:36:03 (127) +5:32	2:22:43 (80) +7:30 4:01:36 (152) +5:53	2:48:04 (156) +7:45		DNF
153	ED DOGHMY Achraf	MAR	38:14 (35) +3:50 3:11:48 (77) +6:30	1:54:19 (108) +3:12 3:36:03 (123) +5:32	2:22:43 (64) +7:30	2:47:40 (49) +7:21		DNF
162	ILIĆ Ognjen	SRB	36:11 (13) +1:47 3:11:48 (129) +6:30	1:54:19 (120) +3:12 3:38:43 (154) +8:12	2:22:43 (81) +7:30	2:47:40 (102) +7:21		DNF

## MAIN PARTNERS




## OFFICIAL SUPPLIERS



## OFFICIAL PARTNERS



## INSTITUTIONAL PARTNERS / PUBLIC FUNDERS



**Race Analysis / Analyse de la course**  
 Men Elite Road Race

Rank	Race Number	Race Name	Nation Code	Split 1	Split 2	Split 3	Split 4	Finish	
				Split 5	Split 6	Split 7	Split 8		
				Split 9	Split 10	Split 11	Split 12		
	163	CHOY Hiu Fung	HKG	38:14 (102) +3:50 3:12:03 (147) +6:45	1:54:19 (150) +3:12 3:38:43 (155) +8:12	2:22:43 (131) +7:30	2:47:40 (128) +7:21		DNF
	146	SAINBAYAR Jambaljamts	MGL	38:14 (146) +3:50 3:11:48 (118) +6:30	1:54:19 (134) +3:12	2:22:43 (59) +7:30	2:47:40 (101) +7:21		DNF
	158	MANIZABAYO Eric	RWA	38:14 (21) +3:50 3:17:21 (157) +12:03	1:54:19 (141) +3:12	2:22:43 (125) +7:30	2:48:16 (157) +7:57		DNF
	101	EYOB Metkel	ERI	38:14 (95) +3:50	1:56:28 (158) +5:21				DNF
	24	LAZKANO LOPEZ Oier	ESP	38:14 (22) +3:50	1:57:41 (159) +6:34				DNF
	145	ERDENEBAT Bilguunjargal	MGL	34:24 (5) +0	1:57:41 (160) +6:34				DNF
	169	SCHUURHUIS Rien	VAT	36:11 (14) +1:47	1:58:30 (161) +7:23				DNF

## MAIN PARTNERS



## OFFICIAL SUPPLIERS



## OFFICIAL PARTNERS



## INSTITUTIONAL PARTNERS / PUBLIC FUNDERS




**Race Analysis / Analyse de la course**  
 Men Elite Road Race

Rank	Race Number	Name	Nation Code	Split 1	Split 2	Split 3	Split 4	Finish		
				Split 5	Split 6	Split 7	Split 8			
				Split 9	Split 10	Split 11	Split 12			
	167	BERLIN Antoine	MON	37:34 (16)						DNF
				+3:10						
	138	NOVAKOVSKYI Vitalii	UKR	38:14 (26)						DNF
				+3:50						
	159	MUGISHA Moise	RWA	38:14 (53)						DNF
				+3:50						
	164	NAZAERBIEKE Bieken	CHN	38:14 (61)						DNF
				+3:50						
	83	BISSEGGER Stefan	SUI	38:14 (106)						DNF
				+3:50						
	166	JANG Kyunggu	KOR	38:14 (130)						DNF
				+3:50						
	134	HEIDERSCHIED Colin	LUX	38:14 (131)						DNF
				+3:50						

## MAIN PARTNERS




## OFFICIAL SUPPLIERS



## OFFICIAL PARTNERS



## INSTITUTIONAL PARTNERS / PUBLIC FUNDERS




**Race Analysis / Analyse de la course**  
 Men Elite Road Race

Rank	Race Name Number	Nation Code	Split 1	Split 2	Split 3	Split 4	Finish	
			Split 5	Split 6	Split 7	Split 8		
			Split 9	Split 10	Split 11	Split 12		
	31 van der POEL Mathieu	NED	38:14 (163)					
			+3:50					<b>DNF</b>

**Note:**  
Intermediate (lap) times are information recorded from transponders. Final time used for ranking at the end of the race is determined with photo-finish for ALL riders.

**Legend:**  
**DNF** Did Not Finish      **PTP** Point-To-Point

## MAIN PARTNERS



## OFFICIAL SUPPLIERS



## OFFICIAL PARTNERS



## INSTITUTIONAL PARTNERS / PUBLIC FUNDERS

